

Investment Objective

This Fund is actively managed and its investment objective is to achieve capital appreciation in the long term.

Investor Profile

The risk and reward category for this Fund is not guaranteed to remain unchanged, and may shift over time. This Fund may not be appropriate for investors who plan to withdraw their money before the maturity of its investment strategy.

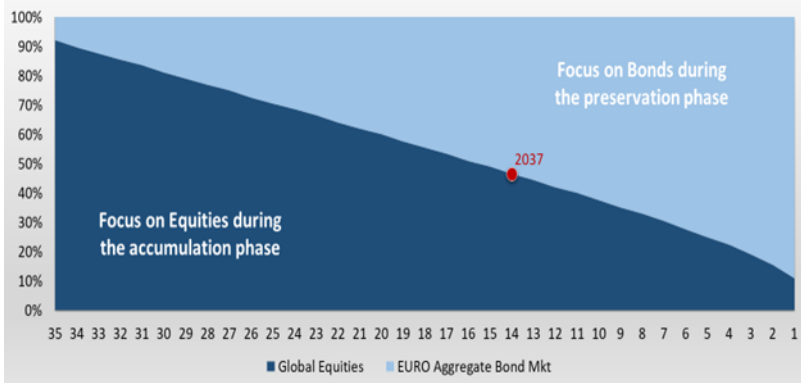
Funds Facts

Structure	UCITS V Luxembourg
Total NAV Size	11.536.397,29 €
Liquidity	Daily
Management Co	Eurobank FMC-LUX
Investment Manager	Eurobank Asset Management M.F.M.C.
Custodian/Administrator	Eurobank Private Bank Luxembourg S.A.
Auditor	KPMG

The Fund has a clearly defined target investment date: 31 December 2037 (the "Target Date") which sets the time-frame within which the investment strategy of the fund will unfold along the general guidelines described hereafter:

The Fund adopts a moderately high risk profile at the start of the Investment period when the Target Date is still relatively distant. Subsequently and progressively, the Fund will be increasing its allocation to assets that have a lower risk as the Target Date approaches. On Target Date, the Fund is expected to be invested mainly in debt instruments and/or cash investments.

Glide Path for LCF Target Dated Fund Series



The Fund invests primarily in UCITS and/or UCI which invest in debt securities, equities, money market instruments, time deposits, cash, as well as in financial derivative instruments including Exchange Traded Funds (ETF). When the investment in UCITS and/or UCI is not considered appropriate, the Fund may be invested directly in underlying targeted assets. Emphasis is placed on international diversification of investments.

The Directors will decide before the Target Date, whether the Fund will be liquidated or contributed to another Fund or to another UCITS of the Management Company to the best interest of shareholders.

Share Class

Eurobank

Currency	EUR
Inception date	17/5/2021
Assets (class currency)	11.536.397,29 €
NAV	9,8508
ISIN code	LU2086743668
Bloomberg ticker	LFEU37R LX
Risk Class	3
MorningStar Rating	-
Entry fee	0%
Redemption fee	0%
Conversion fee	Difference between entry fees
Redemption scheme	T+4

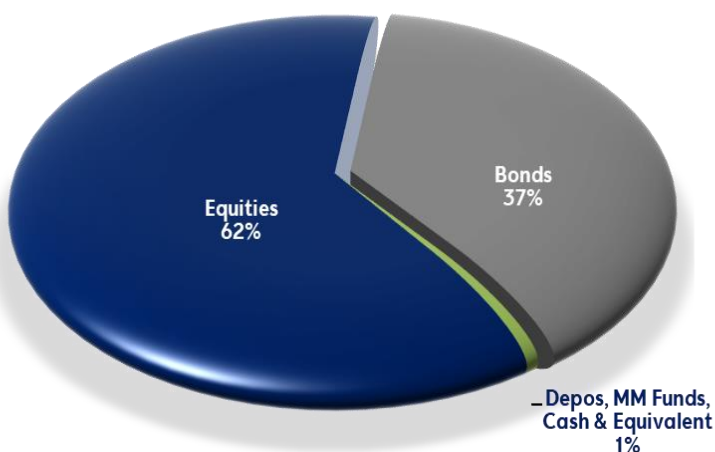
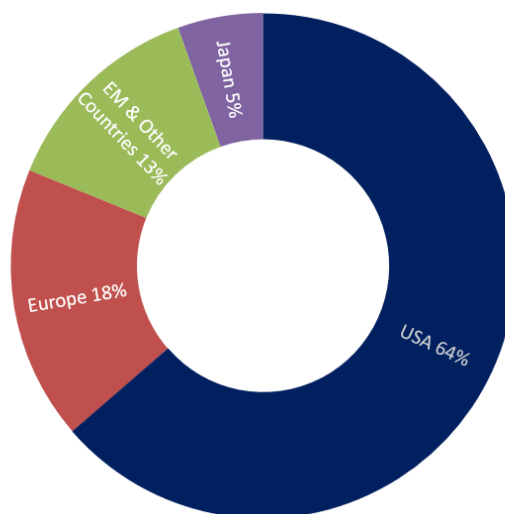
Cumulative Returns per share class

Share Classes	YTD	1 Y	3 Y
Eurobank	6,62%	4,26%	-1,49%*

*Since Inception

Annual Returns per share class

Share Classes	2022	2021
Eurobank	-14,72%	8,34%

Asset Allocation

Equity Portfolio – Geographical Allocation

Fixed Income Asset Allocation

Government Bonds & Quasi Govies	26,0%
Corporate & HY	12,0%

Risk Statistics

Standard Deviation	8,72%
VaR	6,19%

Standard Deviation calculations have been performed using a data sample of the last 12 month. The VaR analysis is based on the Historical Simulation method using the 99th percentile as confidence interval and historical data of the last 12 months. The VaR level refers to the one month VaR.

10 Major Holdings

DBX MSCI WORLD (DR) 1C	7,36%
JPM EU GOV (CE - ACC)	7,28%
BNP PARIBAS BD EURO GOVERNMENT	7,09%
ISHARES MSCI ACWI (ETF)	7,06%
SCHRODER ISF-EUR GTV BOND (CE-ACC)	7,04%
SCHRODER ISF US LARG CP EQTY(C\$-ACC)	6,74%
M&G (LUX) GLOBAL THEMES FD (CI\$)	6,20%
BNP EASY S&P 500 UCITS (ETF)	6,06%
SCHRODER ISF GLB EQUITY(C\$-ACC)	5,56%
JPM GLB SELECT EQ. (CE-ACC)	5,47%

(LF) Funds of Funds portfolios breakdown is based on individual Third Parties Funds analysis provided by external sources which Eurobank Asset Management MFMC is not able to confirm and/or reproduce.

Contact

Eurobank Asset Management M.F.M.C./10 Stadiou Str, Athens, 10564, Tel: +30 210 33 52 800, Fax: +30 210 33 52 890
 Email : am@eurobank.gr/Website : www.eurobankam.gr www.eurobank.gr

This is a marketing material. Please refer to the prospectus of the fund and key information document before making any final investment decision.