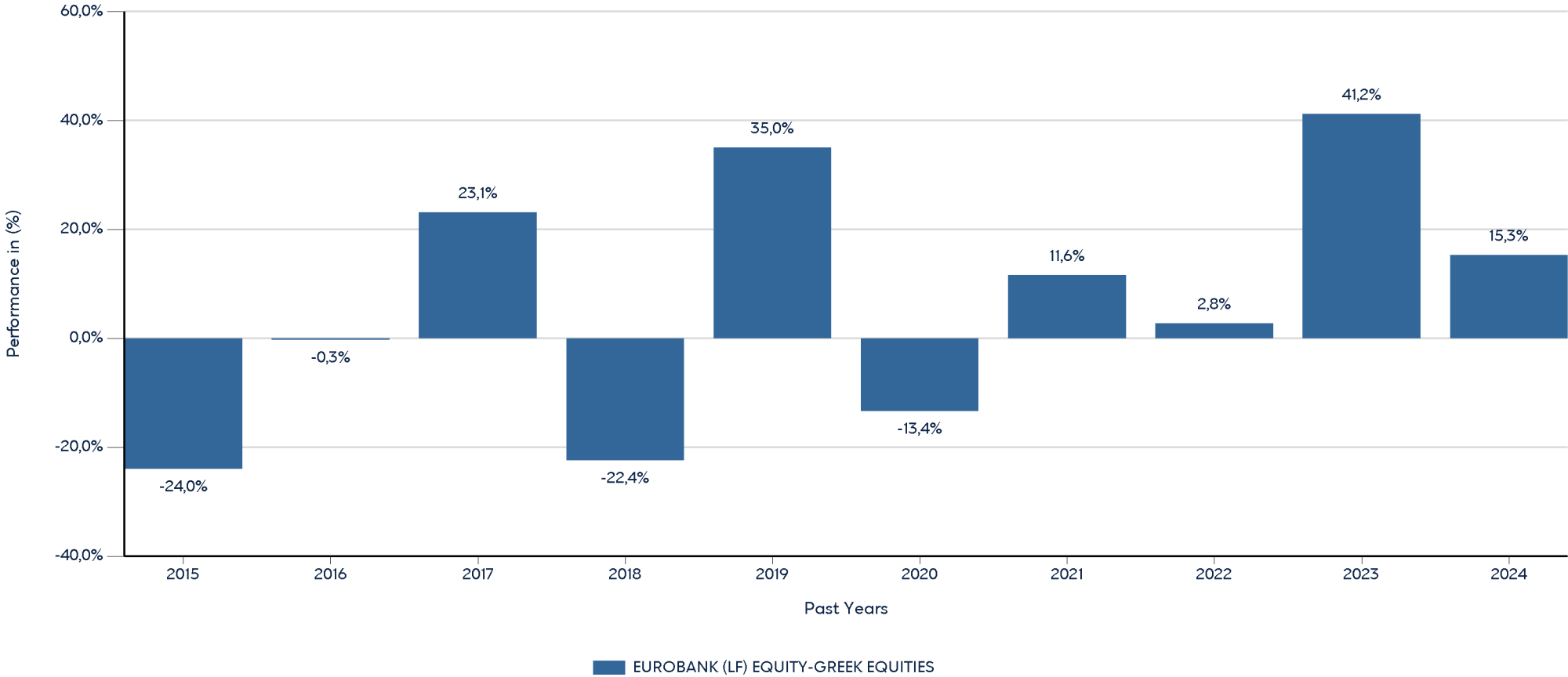


Product
EUROBANK (LF) EQUITY-GREEK EQUITIES
ISIN: LU0273962166

Past performance is not a reliable indicator of future performance. Markets could develop very differently in the future.
This chart shows the fund's performance as the percentage loss or gain per year over the last 10 years. It can help you to assess how the fund has been managed in the past.

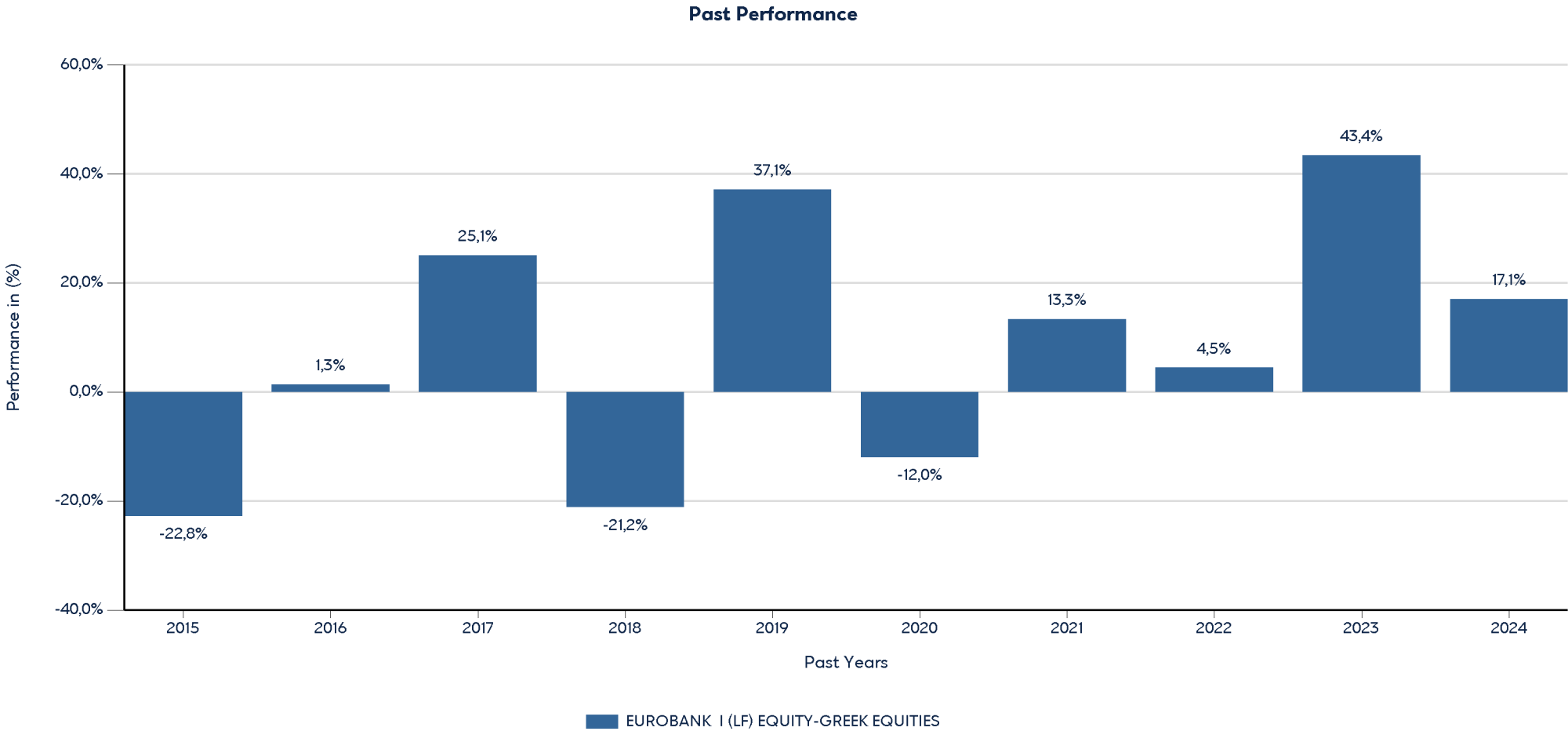
Past Performance



- Performance is shown after deduction of ongoing charges. Any entry and exit charges are excluded from the calculation.
- The chart shows the Investment Product's annual performance in EUR for each calendar year over the period 2015-2024. This Investment Product was launched in 18/9/2006.
- Further information about this fund are available on the web site www.eurobankam.gr.

Product
EUROBANK I (LF) EQUITY-GREEK EQUITIES
ISIN: LU0273962083

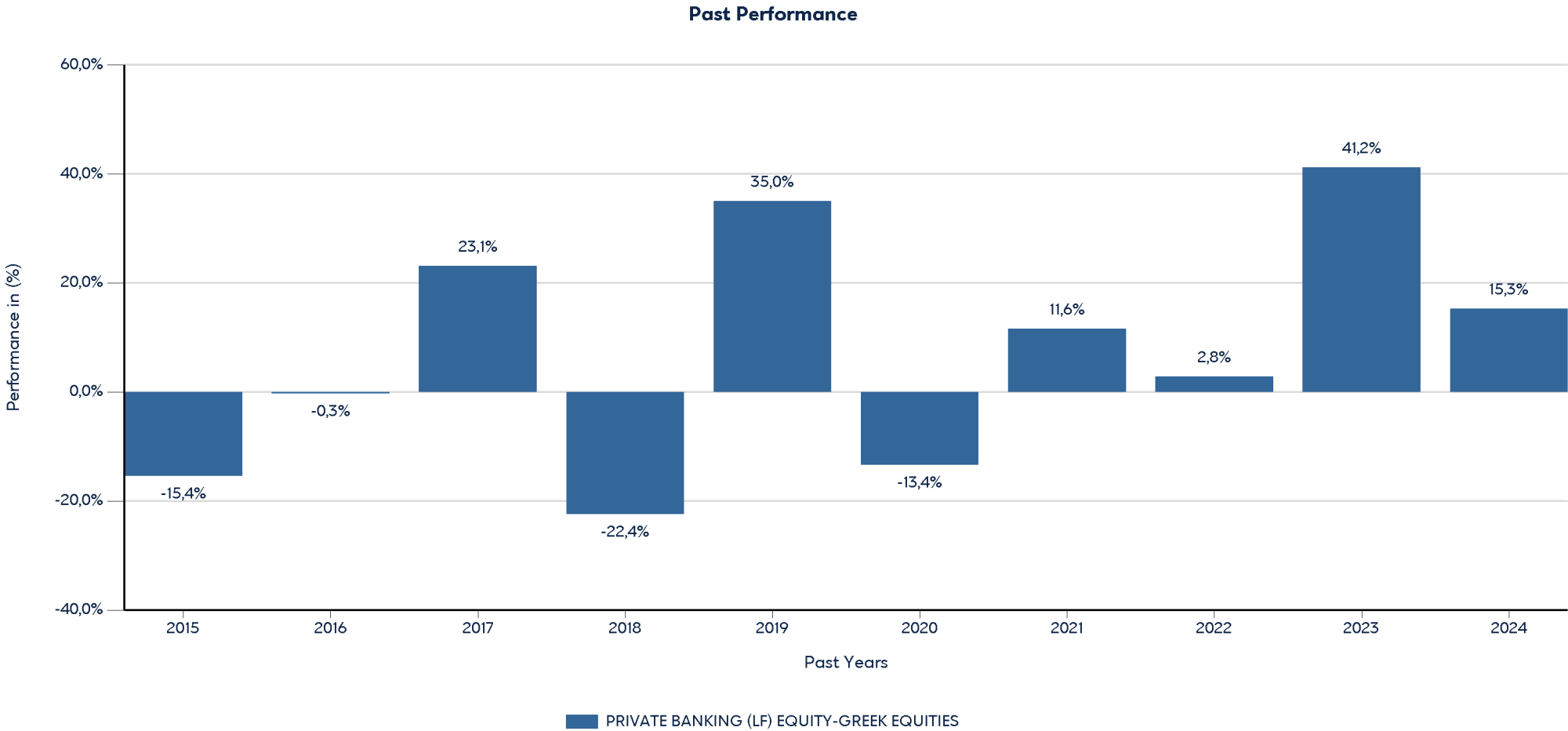
Past performance is not a reliable indicator of future performance. Markets could develop very differently in the future.
This chart shows the fund's performance as the percentage loss or gain per year over the last 10 years. It can help you to assess how the fund has been managed in the past.



- Performance is shown after deduction of ongoing charges. Any entry and exit charges are excluded from the calculation.
- The chart shows the Investment Product's annual performance in EUR for each calendar year over the period 2015-2024. This Investment Product was launched in 26/10/2006.
- Further information about this fund are available on the web site www.eurobankam.gr.

Product
PRIVATE BANKING (LF) EQUITY-GREEK EQUITIES
ISIN: LU1102785786

Past performance is not a reliable indicator of future performance. Markets could develop very differently in the future.
This chart shows the fund's performance as the percentage loss or gain per year over the last 10 years. It can help you to assess how the fund has been managed in the past.



- Performance is shown after deduction of ongoing charges. Any entry and exit charges are excluded from the calculation.
- The chart shows the Investment Product's annual performance in EUR for each calendar year over the period 2015-2024. This Investment Product was launched in 30/1/2015.
- Further information about this fund are available on the web site www.eurobankam.gr.