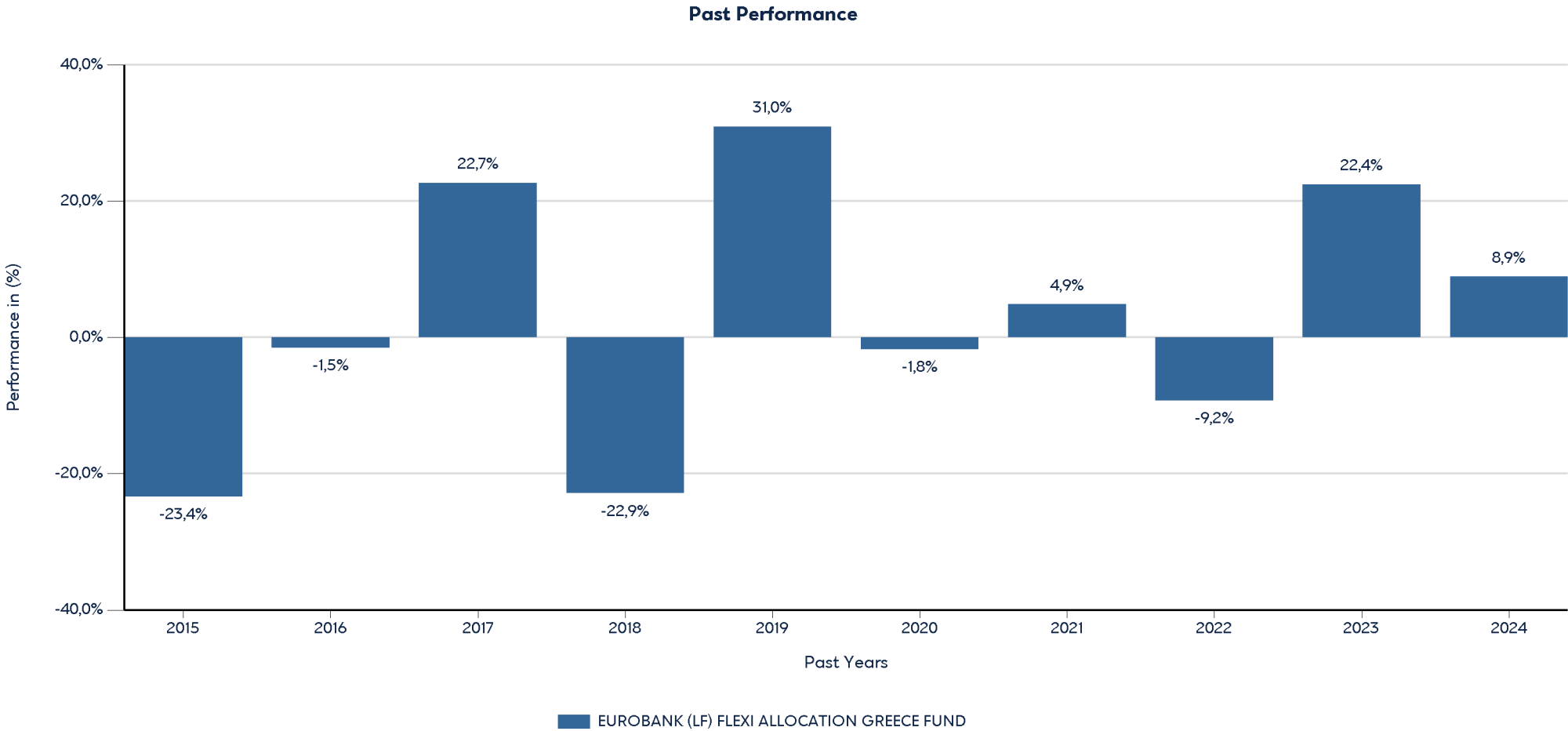


Product
EUROBANK (LF) FLEXI ALLOCATION GREECE FUND
ISIN: LU0385659072

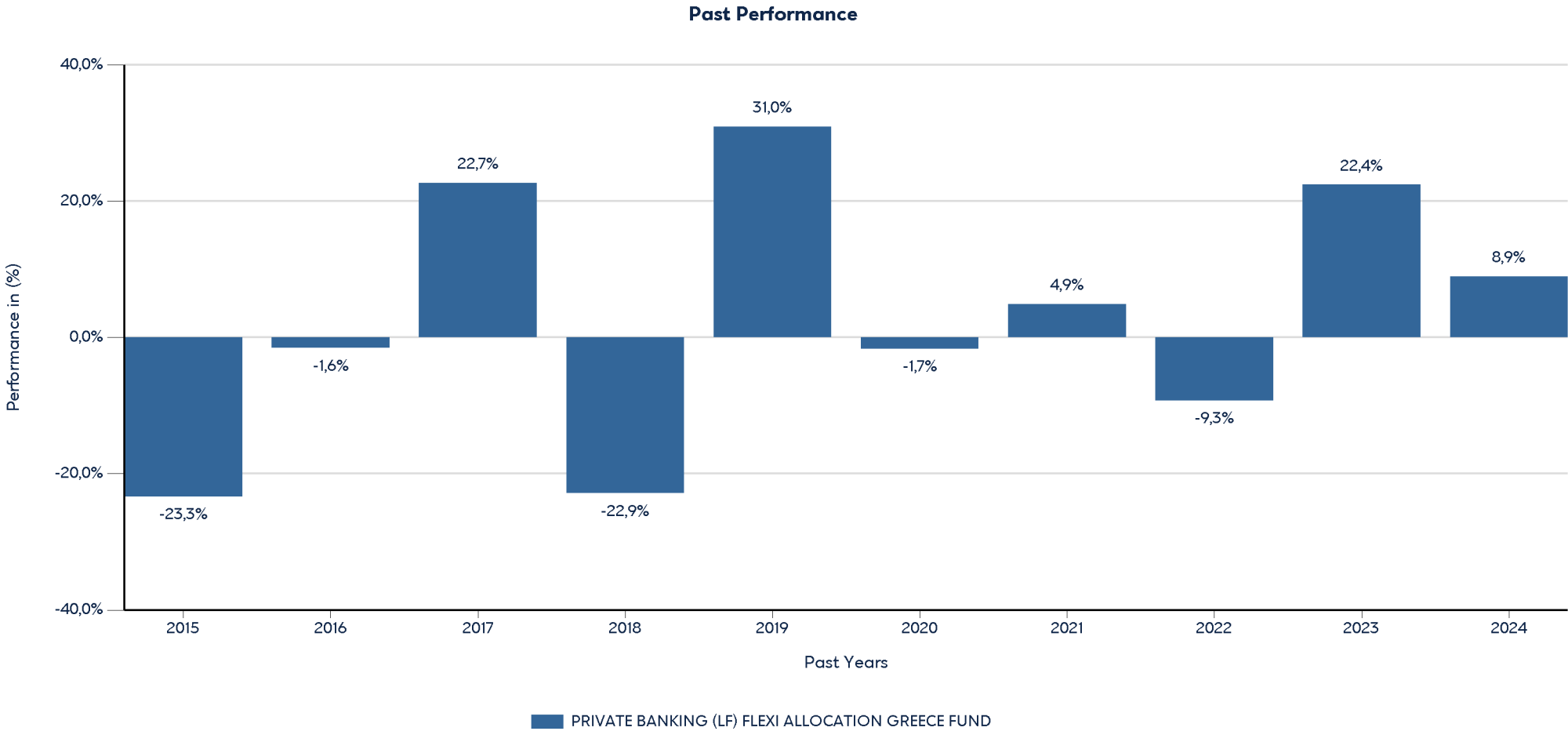
Past performance is not a reliable indicator of future performance. Markets could develop very differently in the future.
This chart shows the fund's performance as the percentage loss or gain per year over the last 10 years. It can help you to assess how the fund has been managed in the past.



- Performance is shown after deduction of ongoing charges. Any entry and exit charges are excluded from the calculation.
- The chart shows the Investment Product's annual performance in EUR for each calendar year over the period 2015-2024. This Investment Product was launched in 25/8/2008.
- Change of name, investment objective and policy from (LF) Equity-Flexi Style Greece Fund on 28/8/2018. The performance of the investment product until this date refers to its previous investment objective and policy.
- Further information about this fund are available on the web site www.eurobankam.gr.

Product
PRIVATE BANKING (LF) FLEXI ALLOCATION GREECE FUND
ISIN: LU1102785943

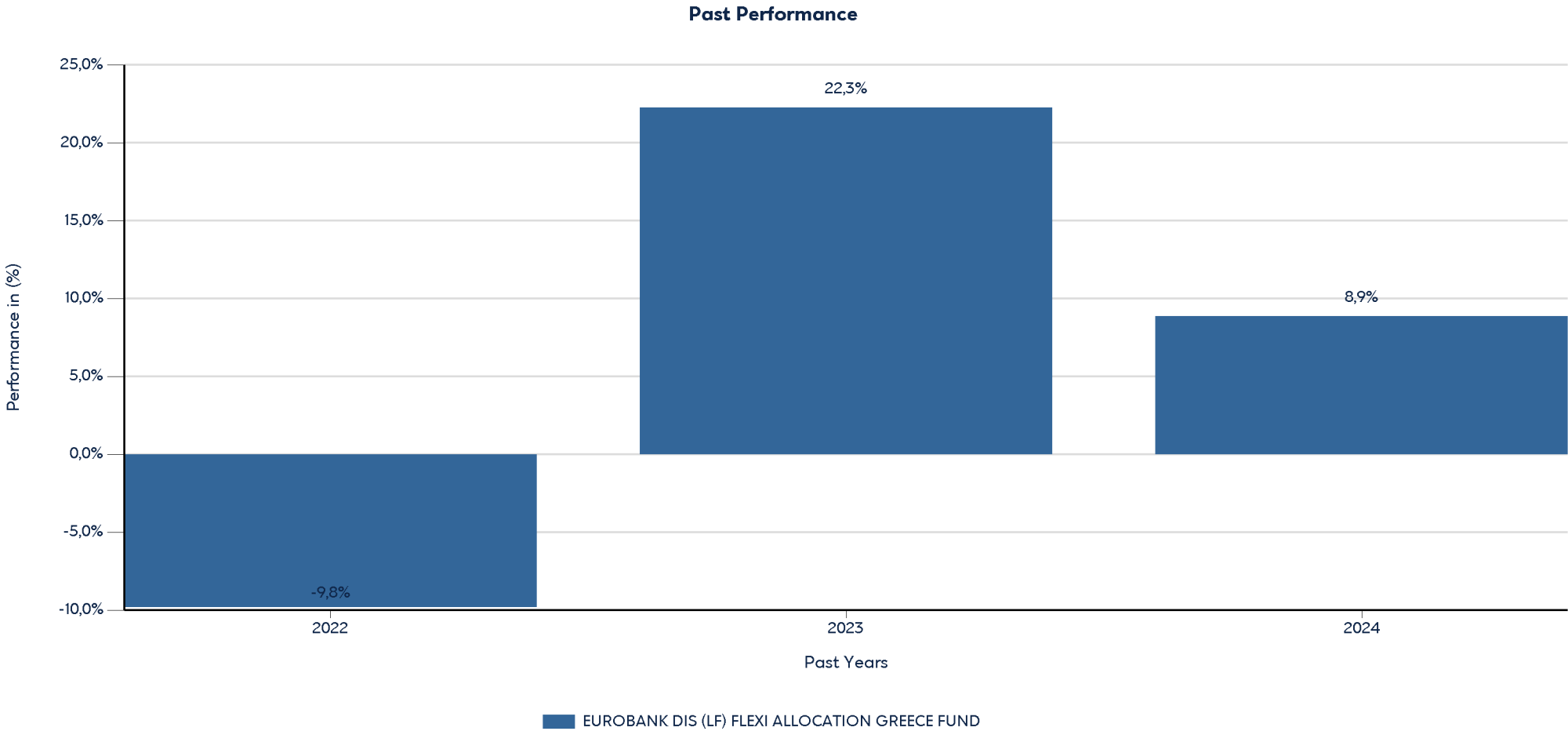
Past performance is not a reliable indicator of future performance. Markets could develop very differently in the future.
This chart shows the fund's performance as the percentage loss or gain per year over the last 10 years. It can help you to assess how the fund has been managed in the past.



- Performance is shown after deduction of ongoing charges. Any entry and exit charges are excluded from the calculation.
- The chart shows the Investment Product's annual performance in EUR for each calendar year over the period 2015-2024. This Investment Product was launched in 10/10/2014.
- Change of name, investment objective and policy from (LF) Equity-Flexi Style Greece Fund on 28/8/2018. The performance of the investment product until this date refers to its previous investment objective and policy.
- Further information about this fund are available on the web site www.eurobankam.gr.

Product
EUROBANK DIS (LF) FLEXI ALLOCATION GREECE FUND
ISIN: LU1195533770

Past performance is not a reliable indicator of future performance. Markets could develop very differently in the future.
This chart shows the fund's performance as the percentage loss or gain per year over the last 3 years. It can help you to assess how the fund has been managed in the past.



- Performance is shown after deduction of ongoing charges. Any entry and exit charges are excluded from the calculation.
- The chart shows the Investment Product's annual performance in EUR for each calendar year over the period 2022-2024. This Investment Product was launched in 11/1/2022.
- Change of name, investment objective and policy from (LF) Equity-Flexi Style Greece Fund on 28/8/2018. The performance of the investment product until this date refers to its previous investment objective and policy.
- Further information about this fund are available on the web site www.eurobankam.gr.