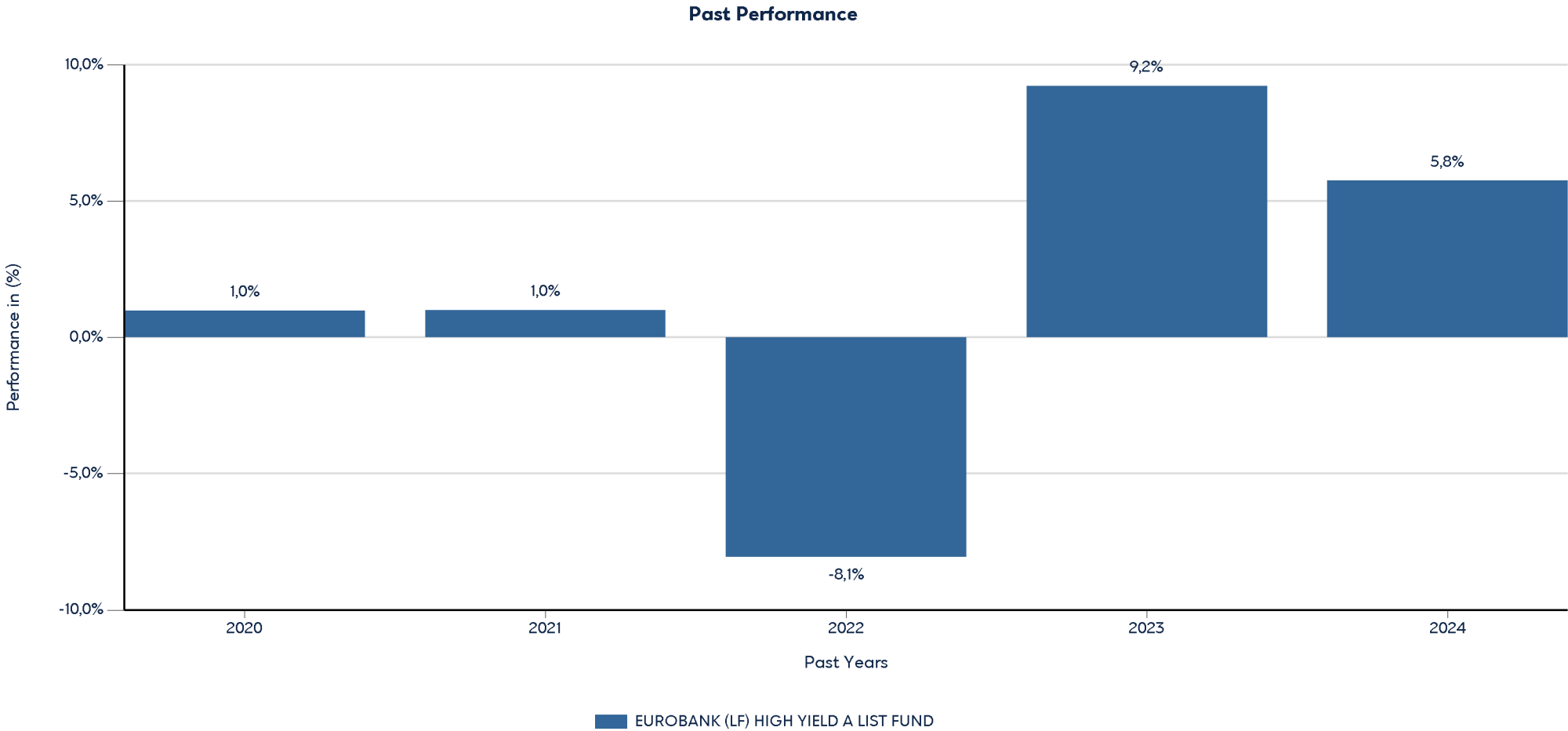


Product
EUROBANK (LF) HIGH YIELD A LIST FUND
ISIN: LU2047494005

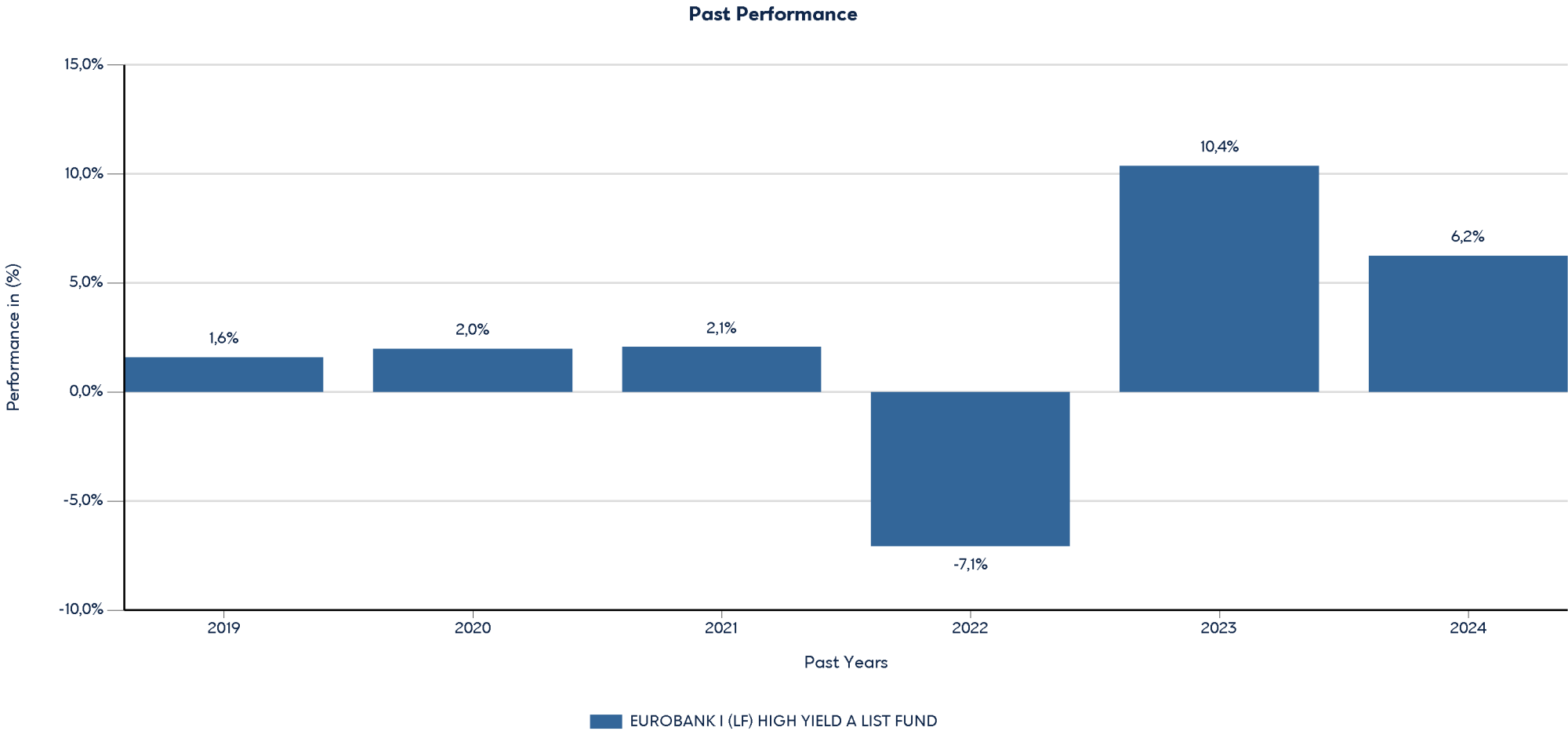
Past performance is not a reliable indicator of future performance. Markets could develop very differently in the future.
This chart shows the fund's performance as the percentage loss or gain per year over the last 5 years. It can help you to assess how the fund has been managed in the past.



- Performance is shown after deduction of ongoing charges. Any entry and exit charges are excluded from the calculation.
- The chart shows the Investment Product's annual performance in EUR for each calendar year over the period 2020-2024. This Investment Product was launched in 8/1/2020.
- Further information about this fund are available on the web site www.eurobankam.gr.

Product
EUROBANK I (LF) HIGH YIELD A LIST FUND
ISIN: LU2047494187

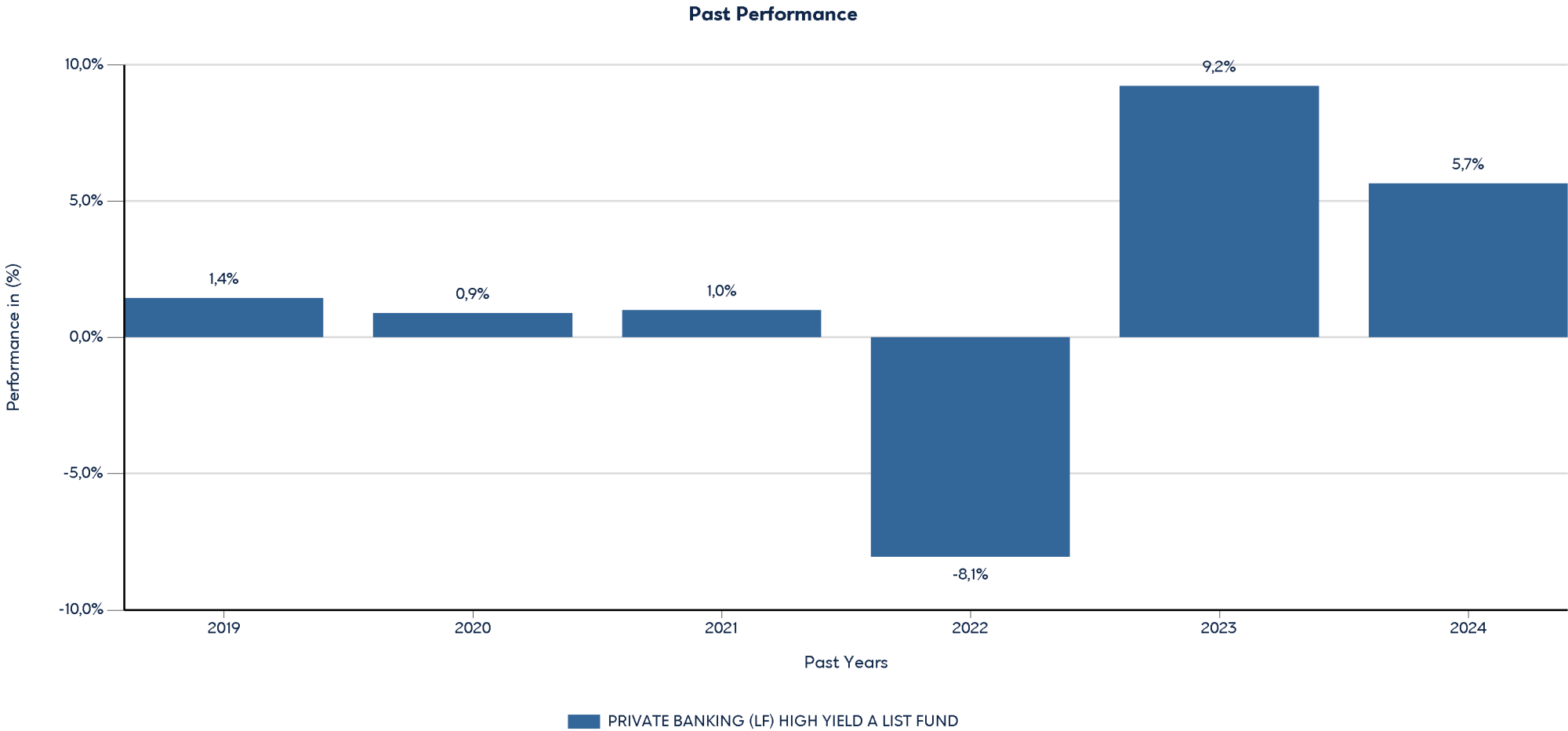
Past performance is not a reliable indicator of future performance. Markets could develop very differently in the future.
This chart shows the fund's performance as the percentage loss or gain per year over the last 6 years. It can help you to assess how the fund has been managed in the past.



- Performance is shown after deduction of ongoing charges. Any entry and exit charges are excluded from the calculation.
- The chart shows the Investment Product's annual performance in EUR for each calendar year over the period 2019-2024. This Investment Product was launched in 9/10/2019.
- Further information about this fund are available on the web site www.eurobankam.gr.

Product
PRIVATE BANKING (LF) HIGH YIELD A LIST FUND
ISIN: LU2047494260

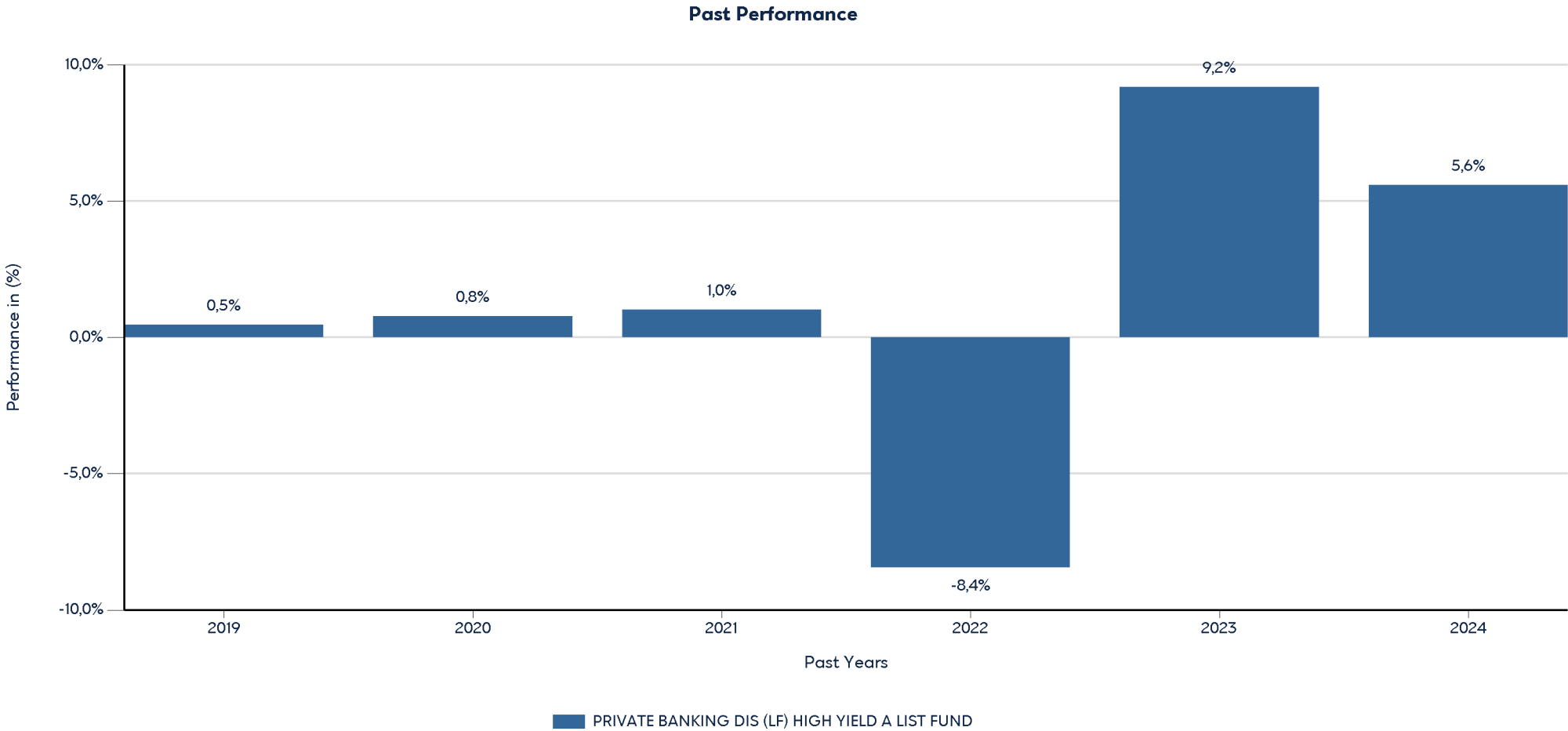
Past performance is not a reliable indicator of future performance. Markets could develop very differently in the future.
This chart shows the fund's performance as the percentage loss or gain per year over the last 6 years. It can help you to assess how the fund has been managed in the past.



- Performance is shown after deduction of ongoing charges. Any entry and exit charges are excluded from the calculation.
- The chart shows the Investment Product's annual performance in EUR for each calendar year over the period 2019-2024. This Investment Product was launched in 10/9/2019.
- Further information about this fund are available on the web site www.eurobankam.gr.

Product
PRIVATE BANKING DIS (LF) HIGH YIELD A LIST FUND
ISIN: LU2047494344

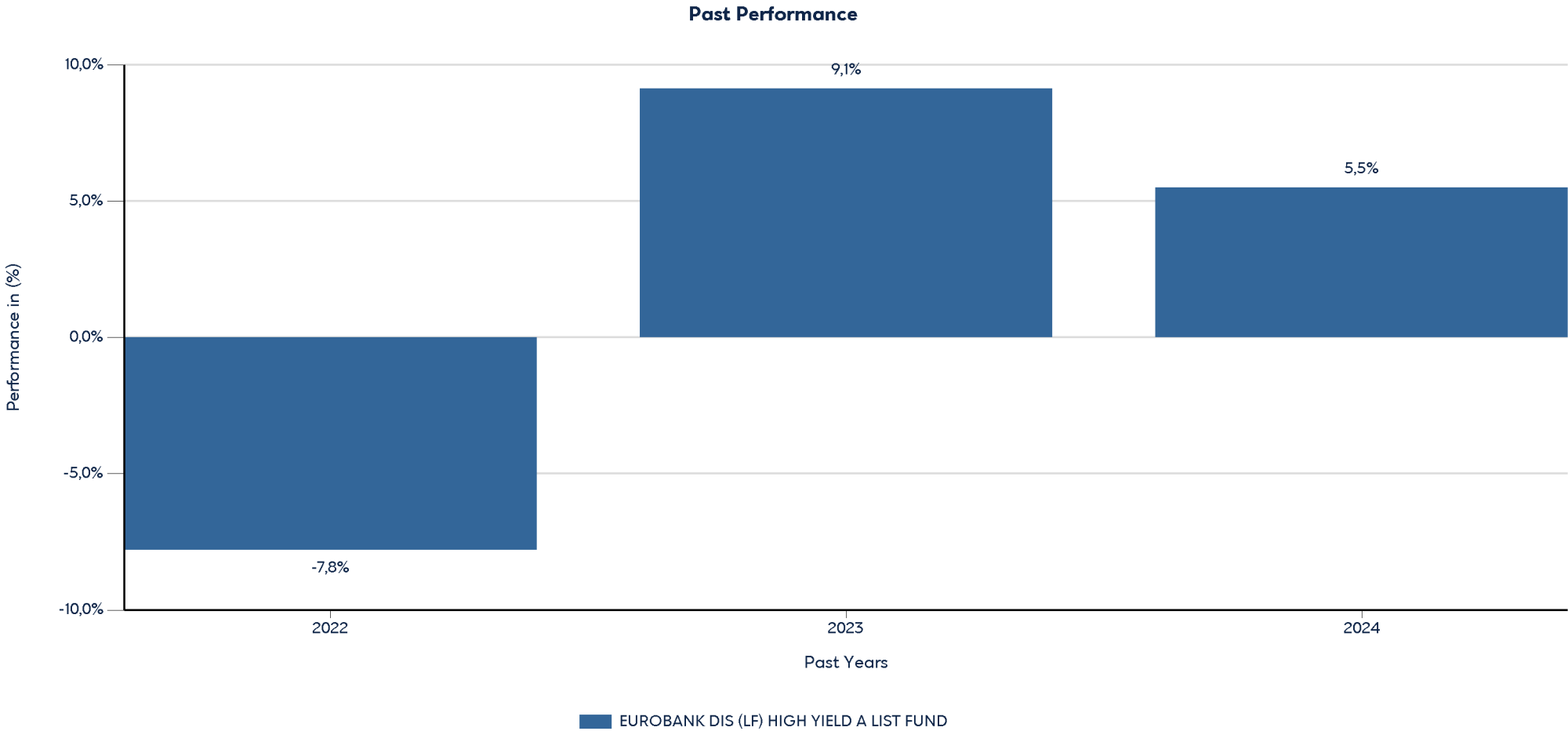
Past performance is not a reliable indicator of future performance. Markets could develop very differently in the future.
This chart shows the fund's performance as the percentage loss or gain per year over the last 6 years. It can help you to assess how the fund has been managed in the past.



- Performance is shown after deduction of ongoing charges. Any entry and exit charges are excluded from the calculation.
- The chart shows the Investment Product's annual performance in EUR for each calendar year over the period 2019-2024. This Investment Product was launched in 4/11/2019.
- Further information about this fund are available on the web site www.eurobankam.gr.

Product
EUROBANK DIS (LF) HIGH YIELD A LIST FUND
ISIN: LU2086752735

Past performance is not a reliable indicator of future performance. Markets could develop very differently in the future.
This chart shows the fund's performance as the percentage loss or gain per year over the last 3 years. It can help you to assess how the fund has been managed in the past.



- Performance is shown after deduction of ongoing charges. Any entry and exit charges are excluded from the calculation.
- The chart shows the Investment Product's annual performance in EUR for each calendar year over the period 2022-2024. This Investment Product was launched in 10/1/2022.
- Further information about this fund are available on the web site www.eurobankam.gr.