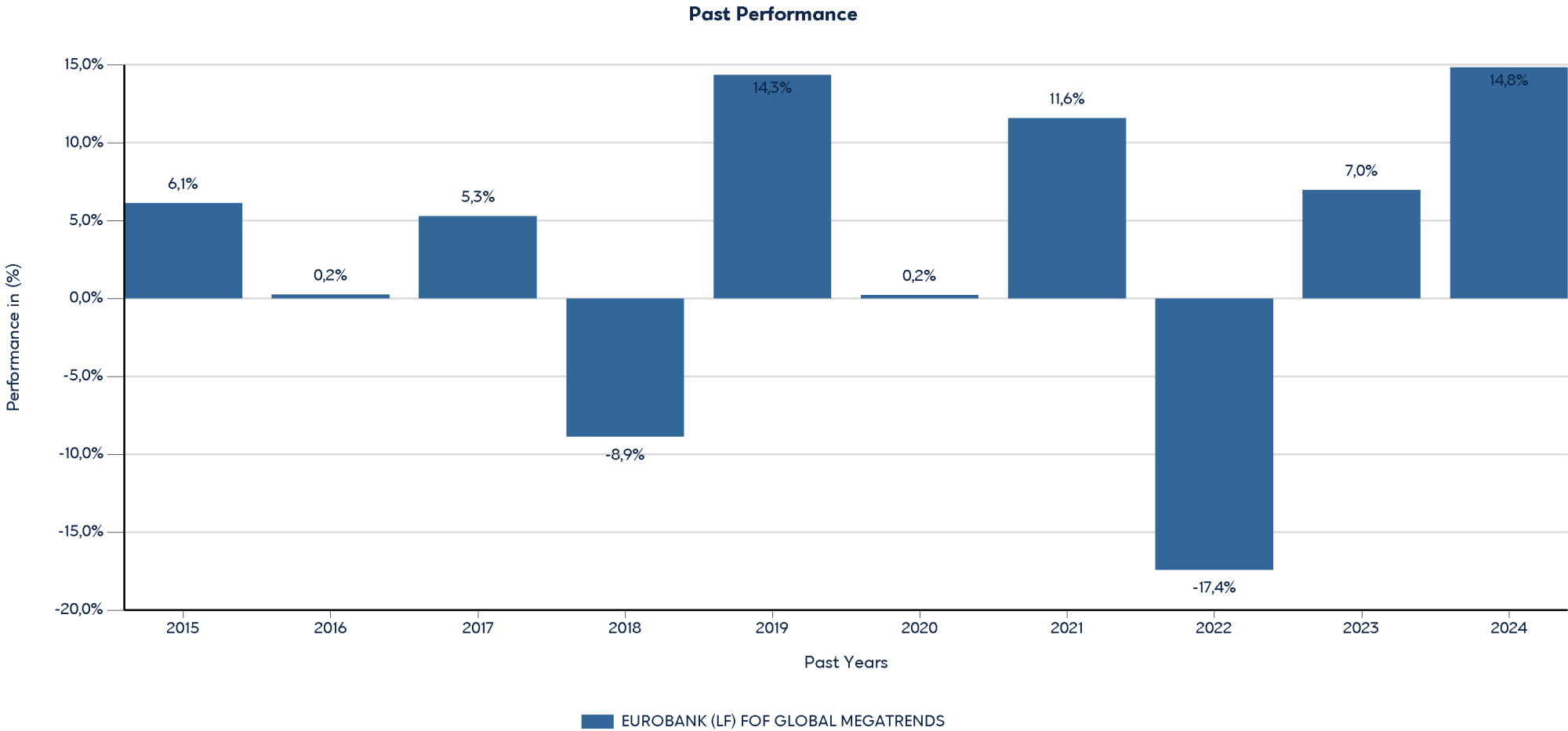


Product
EUROBANK (LF) FOF GLOBAL MEGATRENDS
ISIN: LU1102788962

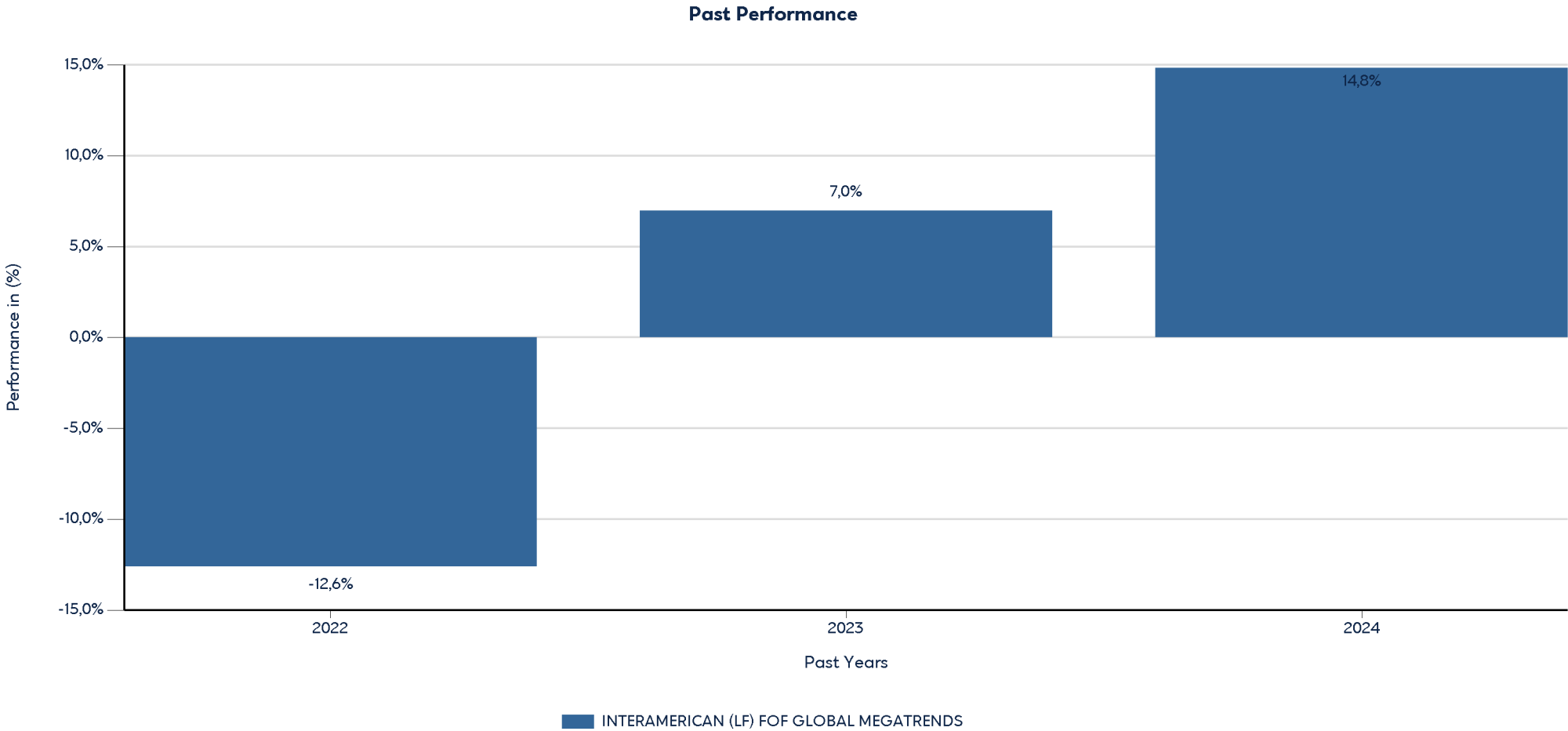
Past performance is not a reliable indicator of future performance. Markets could develop very differently in the future.
This chart shows the fund’s performance as the percentage loss or gain per year over the last 10 years. It can help you to assess how the fund has been managed in the past.



- Performance is shown after deduction of ongoing charges. Any entry and exit charges are excluded from the calculation.
- The chart shows the Investment Product's annual performance in EUR for each calendar year over the period 2015-2024. This Investment Product was launched in 1/10/2014.
- Change of name, investment objective and policy from (LF) Fund of Funds-Balanced Blend Europe on 29/7/2021. The performance of the investment product until this date refers to its previous investment objective and policy.
- Further information about this fund are available on the web site www.eurobankam.gr.

Product
INTERAMERICAN (LF) FOF GLOBAL MEGATRENDS
ISIN: LU2419967430

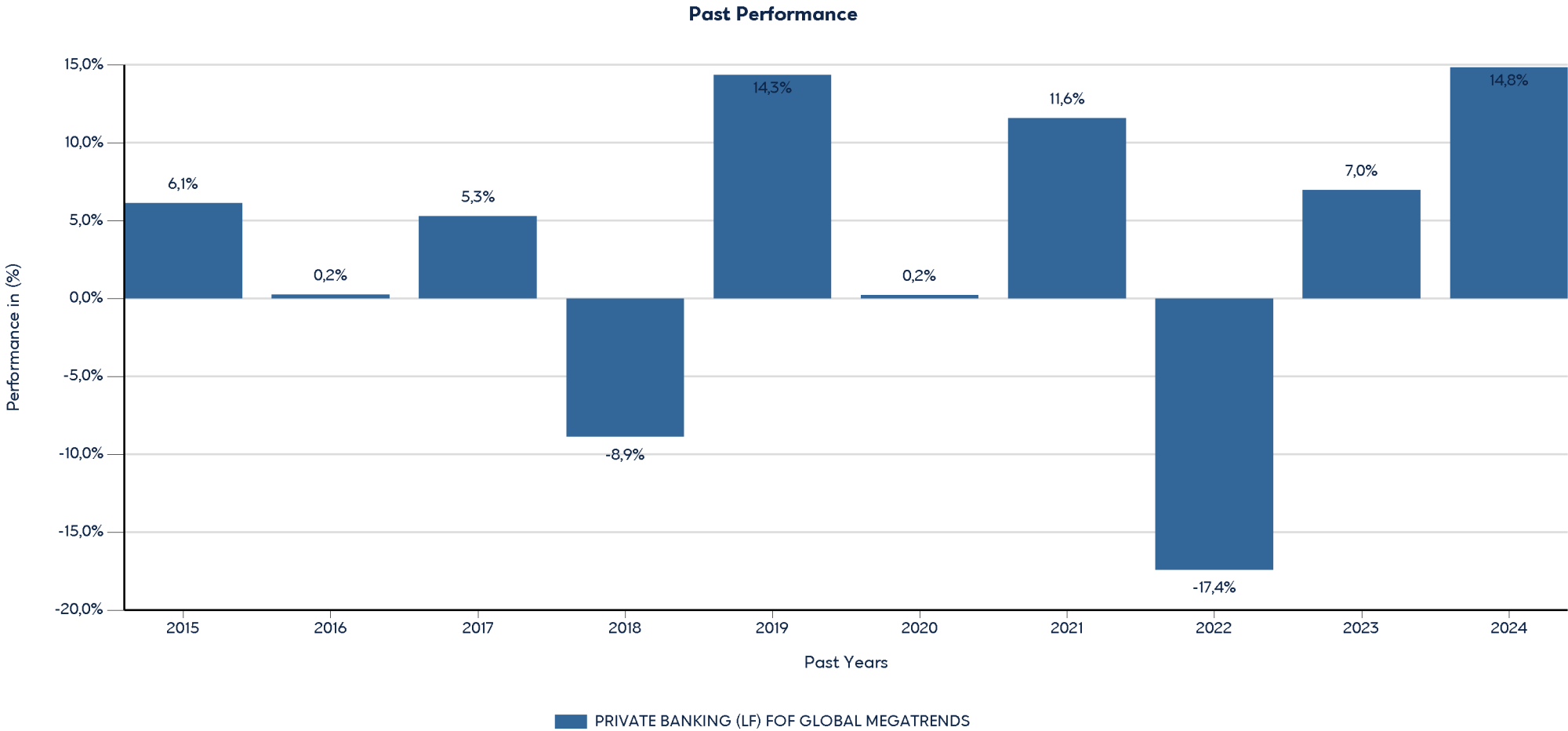
Past performance is not a reliable indicator of future performance. Markets could develop very differently in the future.
This chart shows the fund’s performance as the percentage loss or gain per year over the last 3 years. It can help you to assess how the fund has been managed in the past.



- Performance is shown after deduction of ongoing charges. Any entry and exit charges are excluded from the calculation.
- The chart shows the Investment Product's annual performance in EUR for each calendar year over the period 2022-2024. This Investment Product was launched in 5/4/2022.
- Change of name, investment objective and policy from (LF) Fund of Funds-Balanced Blend Europe on 29/7/2021. The performance of the investment product until this date refers to its previous investment objective and policy.
- Further information about this fund are available on the web site www.eurobankam.gr.

Product
PRIVATE BANKING (LF) FOF GLOBAL MEGATRENDS
ISIN: LU1102789184

Past performance is not a reliable indicator of future performance. Markets could develop very differently in the future.
This chart shows the fund’s performance as the percentage loss or gain per year over the last 10 years. It can help you to assess how the fund has been managed in the past.



- Performance is shown after deduction of ongoing charges. Any entry and exit charges are excluded from the calculation.
- The chart shows the Investment Product's annual performance in EUR for each calendar year over the period 2015-2024. This Investment Product was launched in 4/12/2014.
- Change of name, investment objective and policy from (LF) Fund of Funds-Balanced Blend Europe on 29/7/2021. The performance of the investment product until this date refers to its previous investment objective and policy.
- Further information about this fund are available on the web site www.eurobankam.gr.