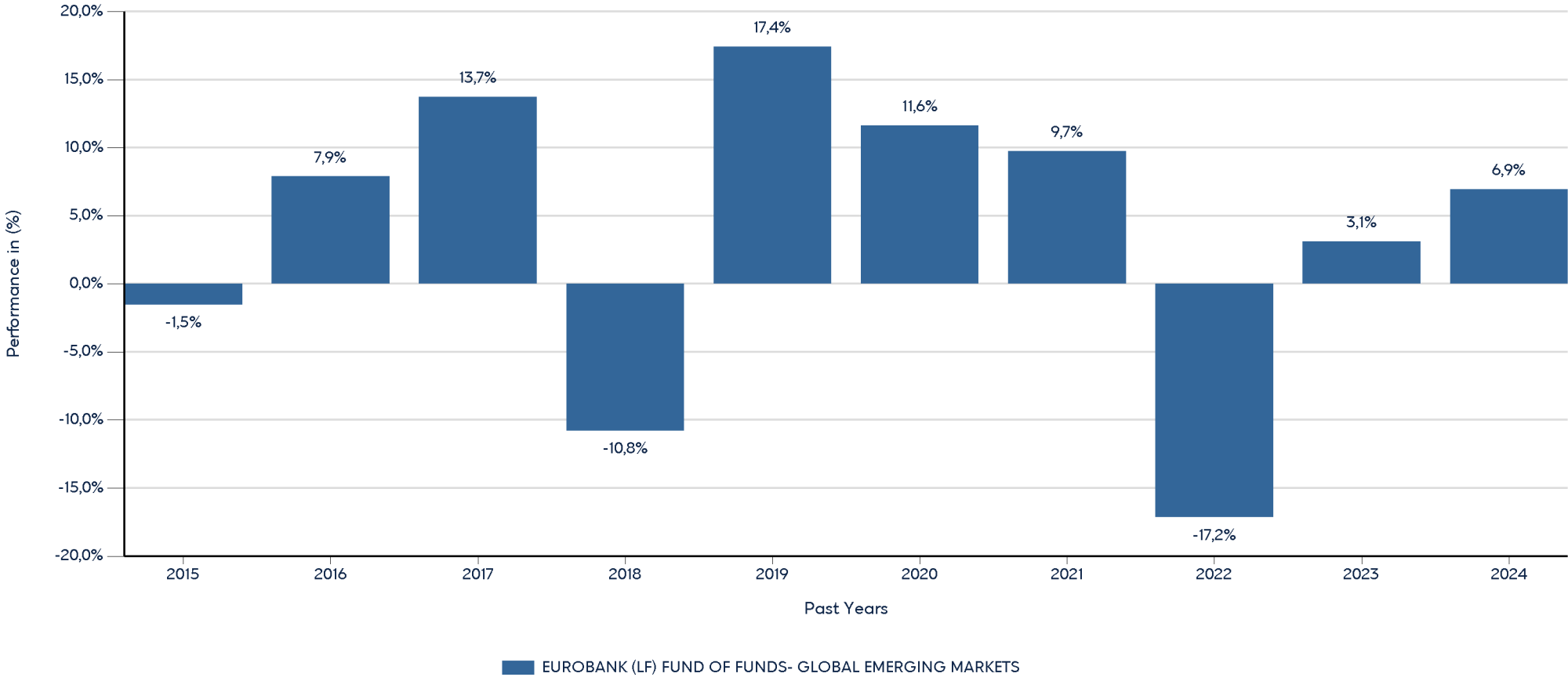


Product
EUROBANK (LF) FUND OF FUNDS- GLOBAL EMERGING MARKETS
ISIN: LU0316846335

Past performance is not a reliable indicator of future performance. Markets could develop very differently in the future.
This chart shows the fund's performance as the percentage loss or gain per year over the last 10 years. It can help you to assess how the fund has been managed in the past.

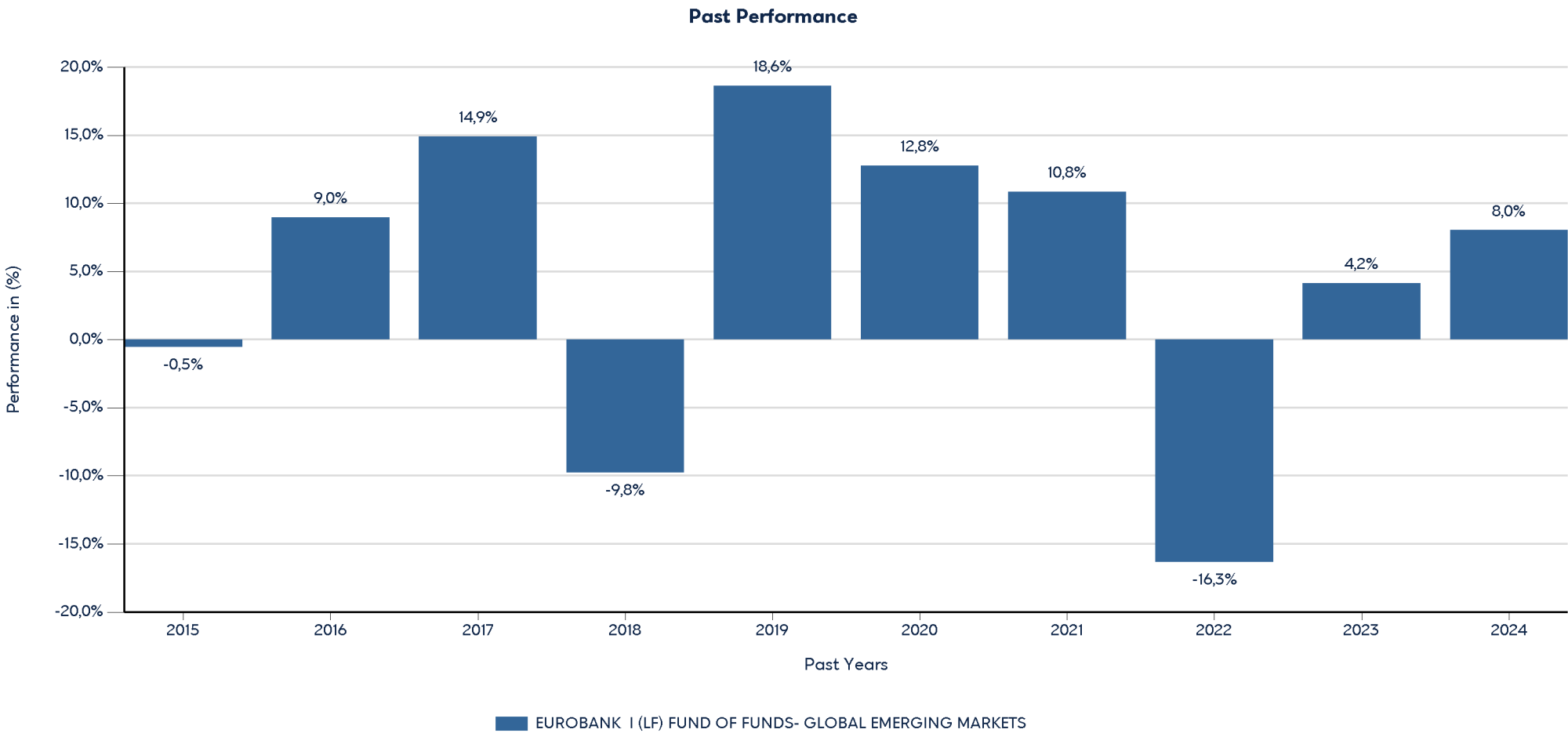
Past Performance



- Performance is shown after deduction of ongoing charges. Any entry and exit charges are excluded from the calculation.
- The chart shows the Investment Product's annual performance in EUR for each calendar year over the period 2015-2024. This Investment Product was launched in 27/8/2007.
- Change of name and investment objective from (LF) Fund of Funds BRIC. Change of benchmark on 13/11/2014. The performance of the investment product until this date refers to its previous investment objective and policy.
- Further information about this fund are available on the web site www.eurobankam.gr.

Product
EUROBANK I (LF) FUND OF FUNDS- GLOBAL EMERGING MARKETS
ISIN: LU0316845873

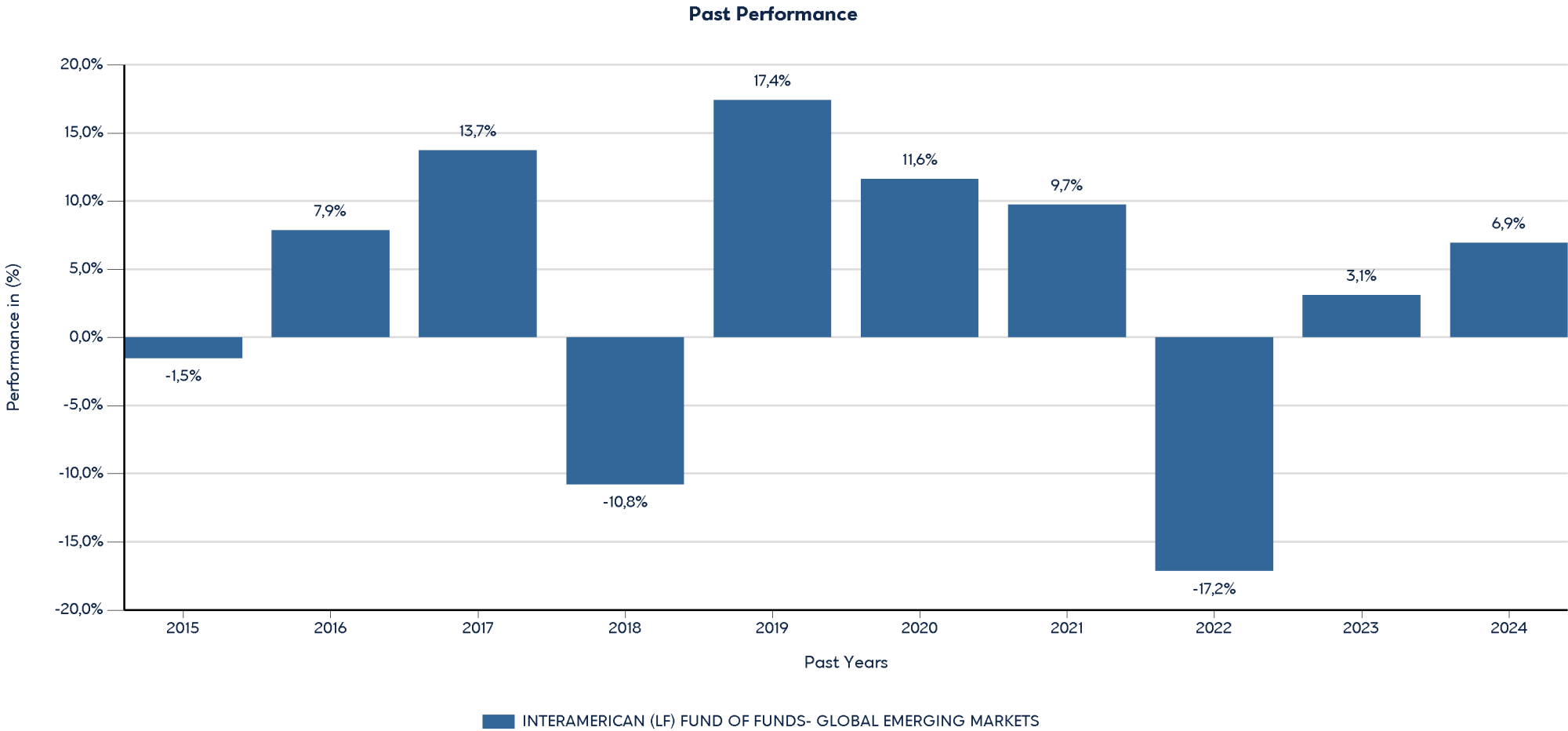
Past performance is not a reliable indicator of future performance. Markets could develop very differently in the future.
This chart shows the fund's performance as the percentage loss or gain per year over the last 10 years. It can help you to assess how the fund has been managed in the past.



- Performance is shown after deduction of ongoing charges. Any entry and exit charges are excluded from the calculation.
- The chart shows the Investment Product's annual performance in EUR for each calendar year over the period 2015-2024. This Investment Product was launched in 20/9/2007.
- Change of name and investment objective from (LF) Fund of Funds BRIC. Change of benchmark on 13/11/2014. The performance of the investment product until this date refers to its previous investment objective and policy.
- Further information about this fund are available on the web site www.eurobankam.gr.

Product
INTERAMERICAN (LF) FUND OF FUNDS- GLOBAL EMERGING MARKETS
ISIN: LU0336553804

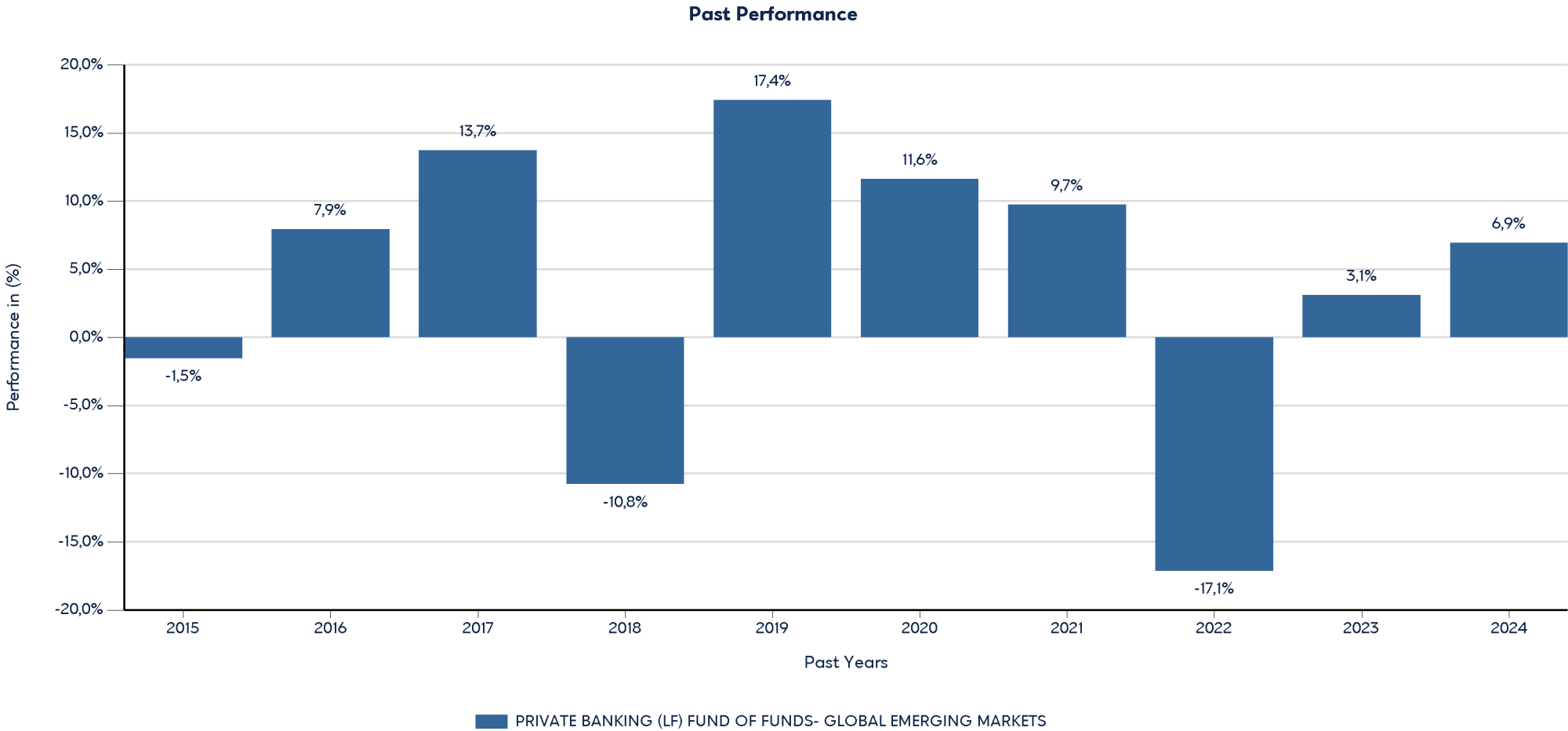
Past performance is not a reliable indicator of future performance. Markets could develop very differently in the future.
This chart shows the fund's performance as the percentage loss or gain per year over the last 10 years. It can help you to assess how the fund has been managed in the past.



- Performance is shown after deduction of ongoing charges. Any entry and exit charges are excluded from the calculation.
- The chart shows the Investment Product's annual performance in EUR for each calendar year over the period 2015-2024. This Investment Product was launched in 26/11/2007.
- Change of name and investment objective from (LF) Fund of Funds BRIC. Change of benchmark on 13/11/2014. The performance of the investment product until this date refers to its previous investment objective and policy.
- Further information about this fund are available on the web site www.eurobankam.gr.

Product
PRIVATE BANKING (LF) FUND OF FUNDS- GLOBAL EMERGING MARKETS
ISIN: LU1102787485

Past performance is not a reliable indicator of future performance. Markets could develop very differently in the future.
This chart shows the fund's performance as the percentage loss or gain per year over the last 10 years. It can help you to assess how the fund has been managed in the past.

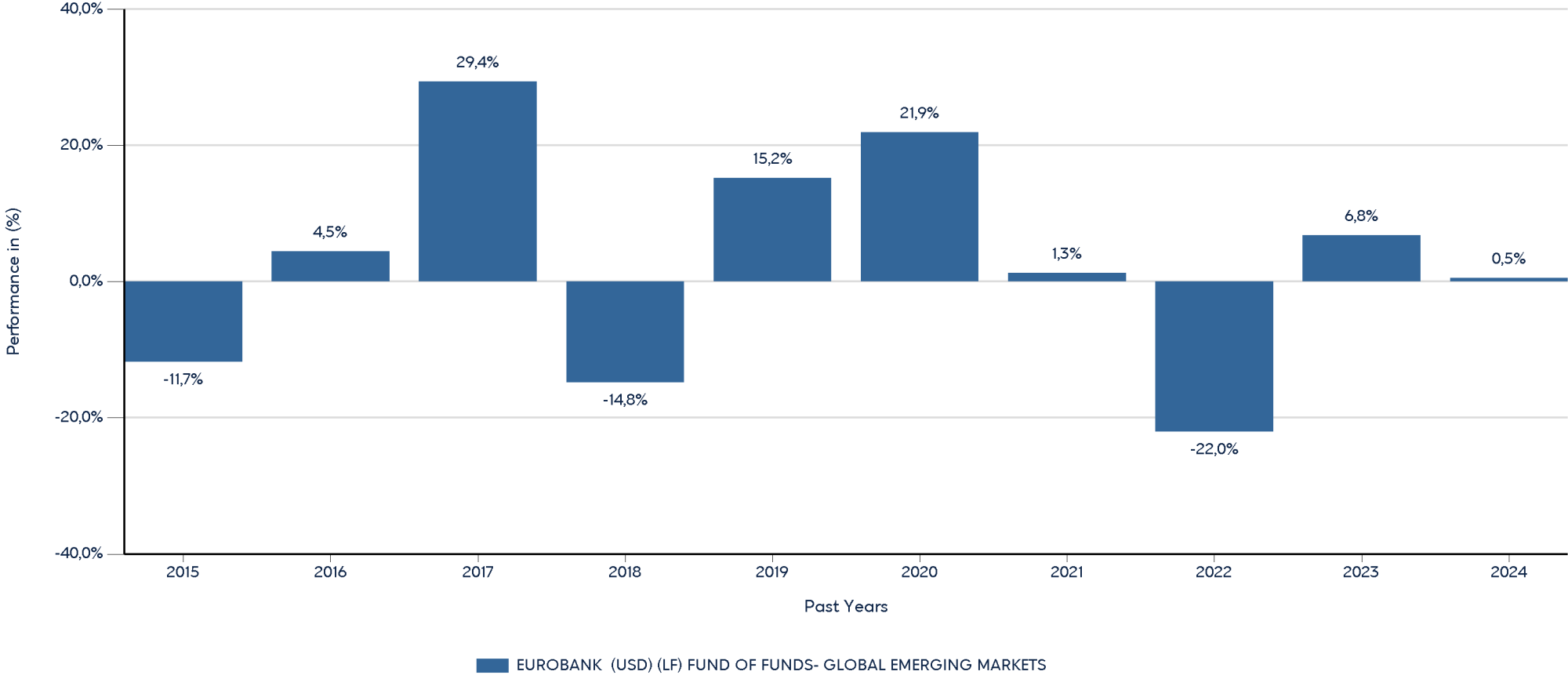


- Performance is shown after deduction of ongoing charges. Any entry and exit charges are excluded from the calculation.
- The chart shows the Investment Product's annual performance in EUR for each calendar year over the period 2015-2024. This Investment Product was launched in 15/10/2014.
- Change of name and investment objective from (LF) Fund of Funds BRIC. Change of benchmark on 13/11/2014. The performance of the investment product until this date refers to its previous investment objective and policy.
- Further information about this fund are available on the web site www.eurobankam.gr.

Product
EUROBANK (USD) (LF) FUND OF FUNDS- GLOBAL EMERGING MARKETS
ISIN: LU0647577500

Past performance is not a reliable indicator of future performance. Markets could develop very differently in the future.
This chart shows the fund's performance as the percentage loss or gain per year over the last 10 years. It can help you to assess how the fund has been managed in the past.

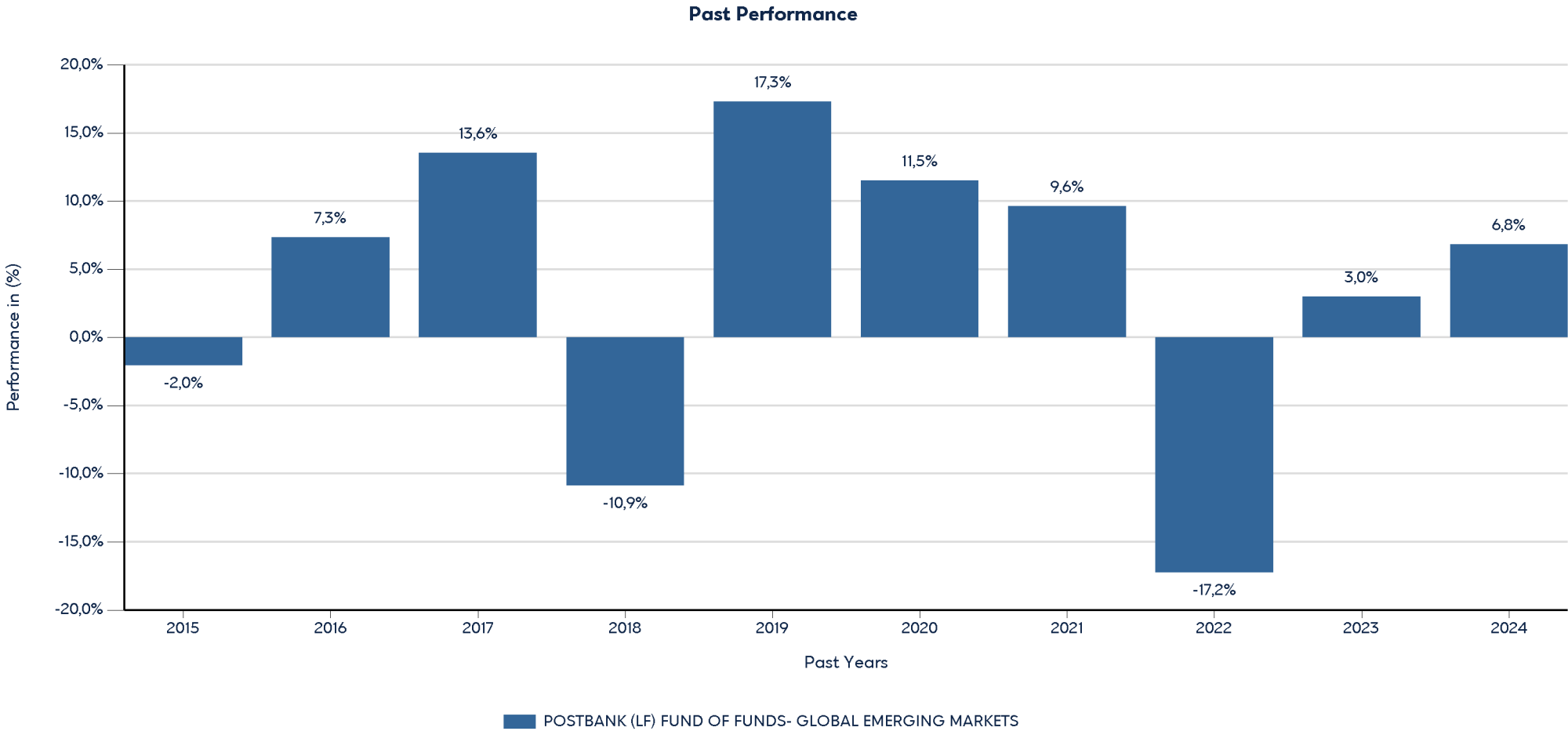
Past Performance



- Performance is shown after deduction of ongoing charges. Any entry and exit charges are excluded from the calculation.
- The chart shows the Investment Product's annual performance in USD for each calendar year over the period 2015-2024. This Investment Product was launched in 20/9/2011.
- Change of name and investment objective from (LF) Fund of Funds BRIC. Change of benchmark on 13/11/2014. The performance of the investment product until this date refers to its previous investment objective and policy.
- Further information about this fund are available on the web site www.eurobankam.gr.

Product
POSTBANK (LF) FUND OF FUNDS- GLOBAL EMERGING MARKETS
ISIN: LU0316846921

Past performance is not a reliable indicator of future performance. Markets could develop very differently in the future.
This chart shows the fund's performance as the percentage loss or gain per year over the last 10 years. It can help you to assess how the fund has been managed in the past.

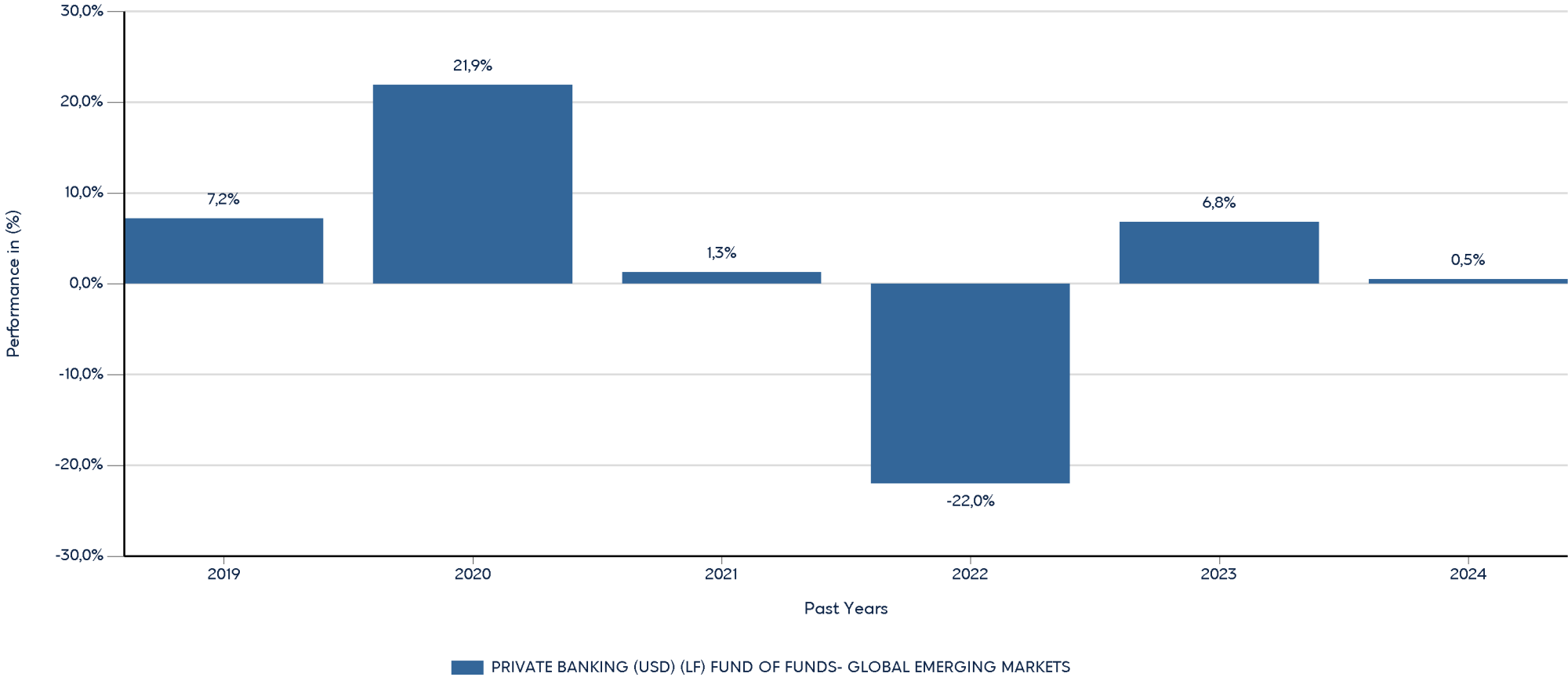


- Performance is shown after deduction of ongoing charges. Any entry and exit charges are excluded from the calculation.
- The chart shows the Investment Product's annual performance in EUR for each calendar year over the period 2015-2024. This Investment Product was launched in 18/12/2007.
- Change of name and investment objective from (LF) Fund of Funds BRIC. Change of benchmark on 13/11/2014. The performance of the investment product until this date refers to its previous investment objective and policy.
- Further information about this fund are available on the web site www.eurobankam.gr.

Product
PRIVATE BANKING (USD) (LF) FUND OF FUNDS- GLOBAL EMERGING MARKETS
ISIN: LU1102787568

Past performance is not a reliable indicator of future performance. Markets could develop very differently in the future.
This chart shows the fund's performance as the percentage loss or gain per year over the last 6 years. It can help you to assess how the fund has been managed in the past.

Past Performance



- Performance is shown after deduction of ongoing charges. Any entry and exit charges are excluded from the calculation.
- The chart shows the Investment Product's annual performance in USD for each calendar year over the period 2019-2024. This Investment Product was launched in 4/2/2019.
- Change of name and investment objective from (LF) Fund of Funds BRIC. Change of benchmark on 13/11/2014. The performance of the investment product until this date refers to its previous investment objective and policy.
- Further information about this fund are available on the web site www.eurobankam.gr.