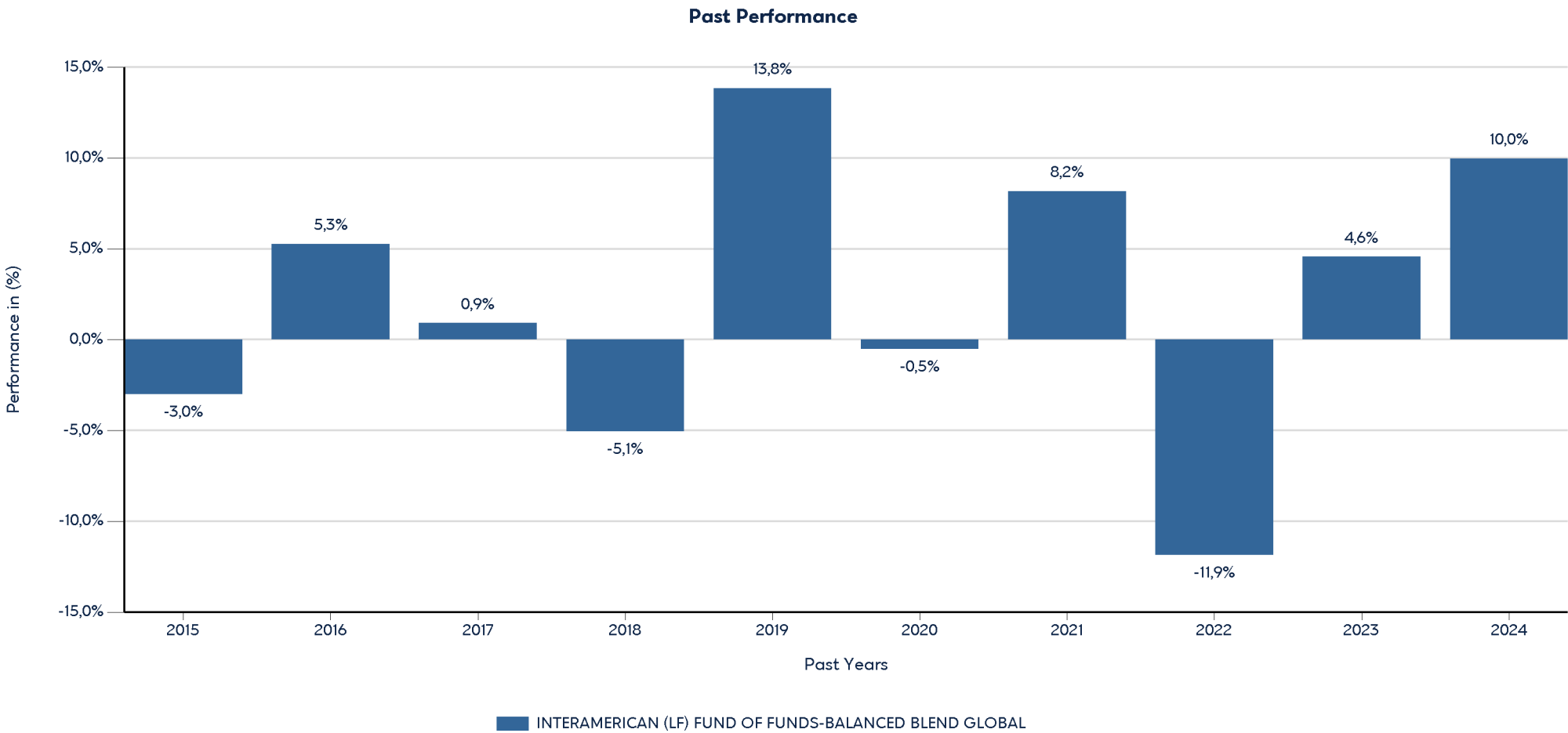


Product
INTERAMERICAN (LF) FUND OF FUNDS-BALANCED BLEND GLOBAL
ISIN: LU1199652253

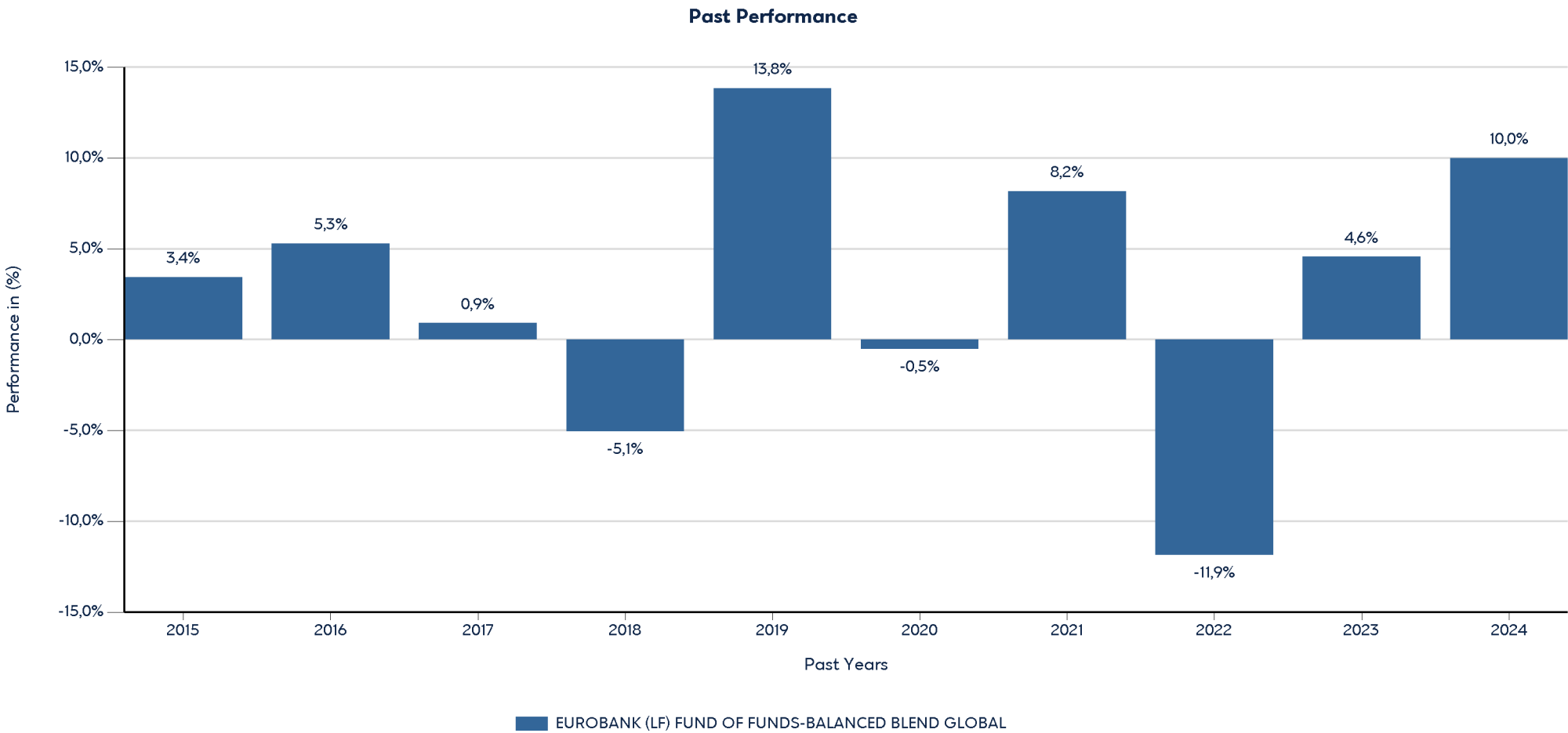
Past performance is not a reliable indicator of future performance. Markets could develop very differently in the future.
This chart shows the fund's performance as the percentage loss or gain per year over the last 10 years. It can help you to assess how the fund has been managed in the past.



- Performance is shown after deduction of ongoing charges. Any entry and exit charges are excluded from the calculation.
- The chart shows the Investment Product's annual performance in EUR for each calendar year over the period 2015-2024. This Investment Product was launched in 2/12/2015.
- Further information about this fund are available on the web site www.eurobankam.gr.

Product
EUROBANK (LF) FUND OF FUNDS-BALANCED BLEND GLOBAL
ISIN: LU0347746173

Past performance is not a reliable indicator of future performance. Markets could develop very differently in the future.
This chart shows the fund's performance as the percentage loss or gain per year over the last 10 years. It can help you to assess how the fund has been managed in the past.

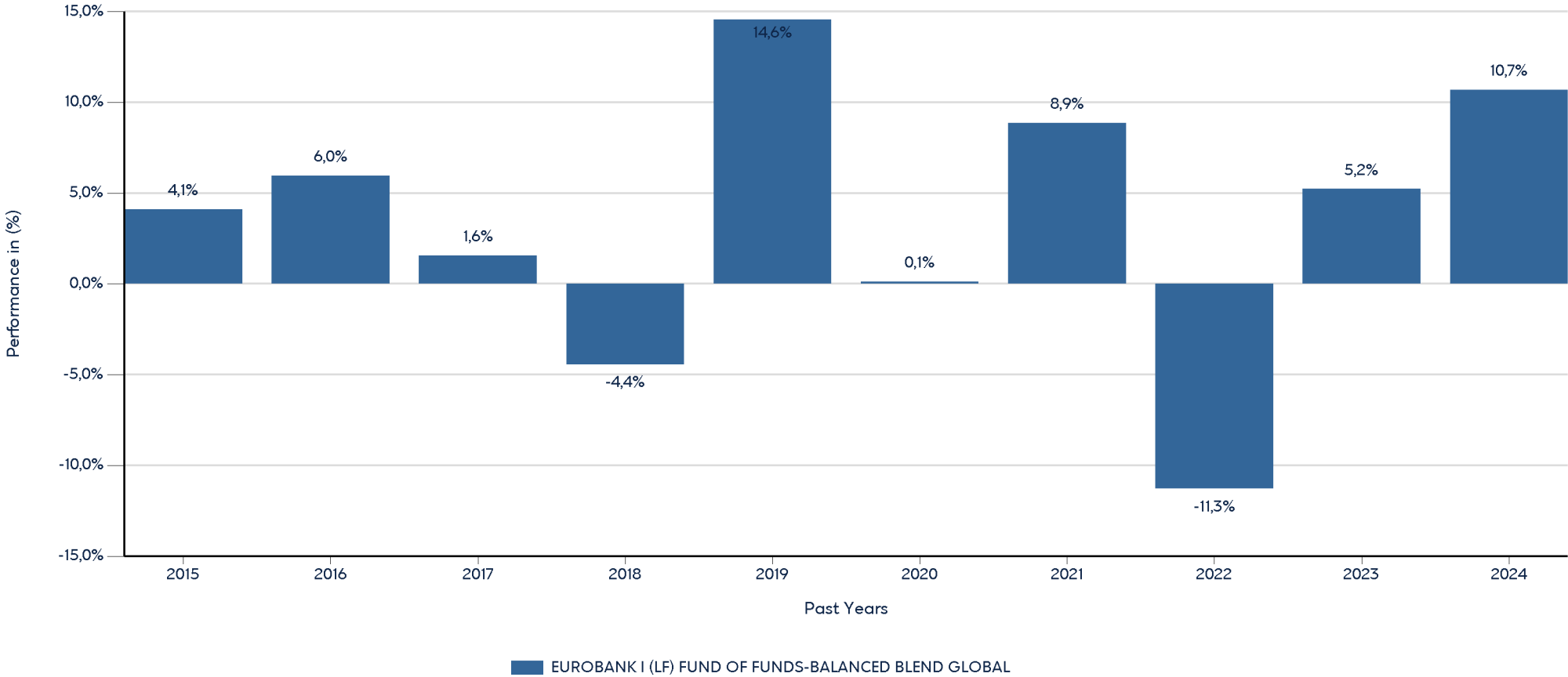


- Performance is shown after deduction of ongoing charges. Any entry and exit charges are excluded from the calculation.
- The chart shows the Investment Product's annual performance in EUR for each calendar year over the period 2015-2024. This Investment Product was launched in 28/1/2008.
- Further information about this fund are available on the web site www.eurobankam.gr.

Product
EUROBANK I (LF) FUND OF FUNDS-BALANCED BLEND GLOBAL
ISIN: LU0347746256

Past performance is not a reliable indicator of future performance. Markets could develop very differently in the future.
This chart shows the fund’s performance as the percentage loss or gain per year over the last 10 years. It can help you to assess how the fund has been managed in the past.

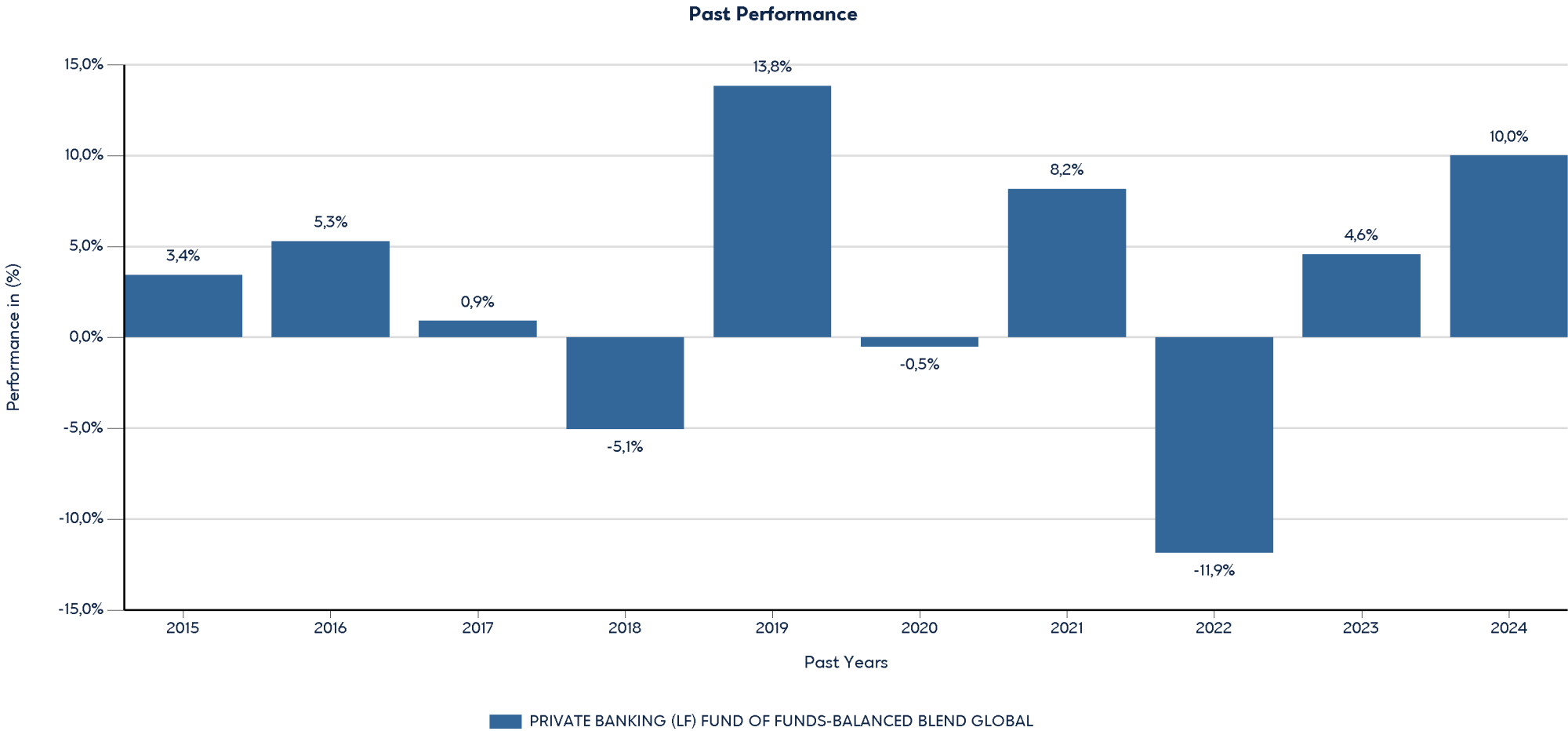
Past Performance



- Performance is shown after deduction of ongoing charges. Any entry and exit charges are excluded from the calculation.
- The chart shows the Investment Product's annual performance in EUR for each calendar year over the period 2015-2024. This Investment Product was launched in 29/2/2008.
- Further information about this fund are available on the web site www.eurobankam.gr.

Product
PRIVATE BANKING (LF) FUND OF FUNDS-BALANCED BLEND GLOBAL
ISIN: LU1102787642

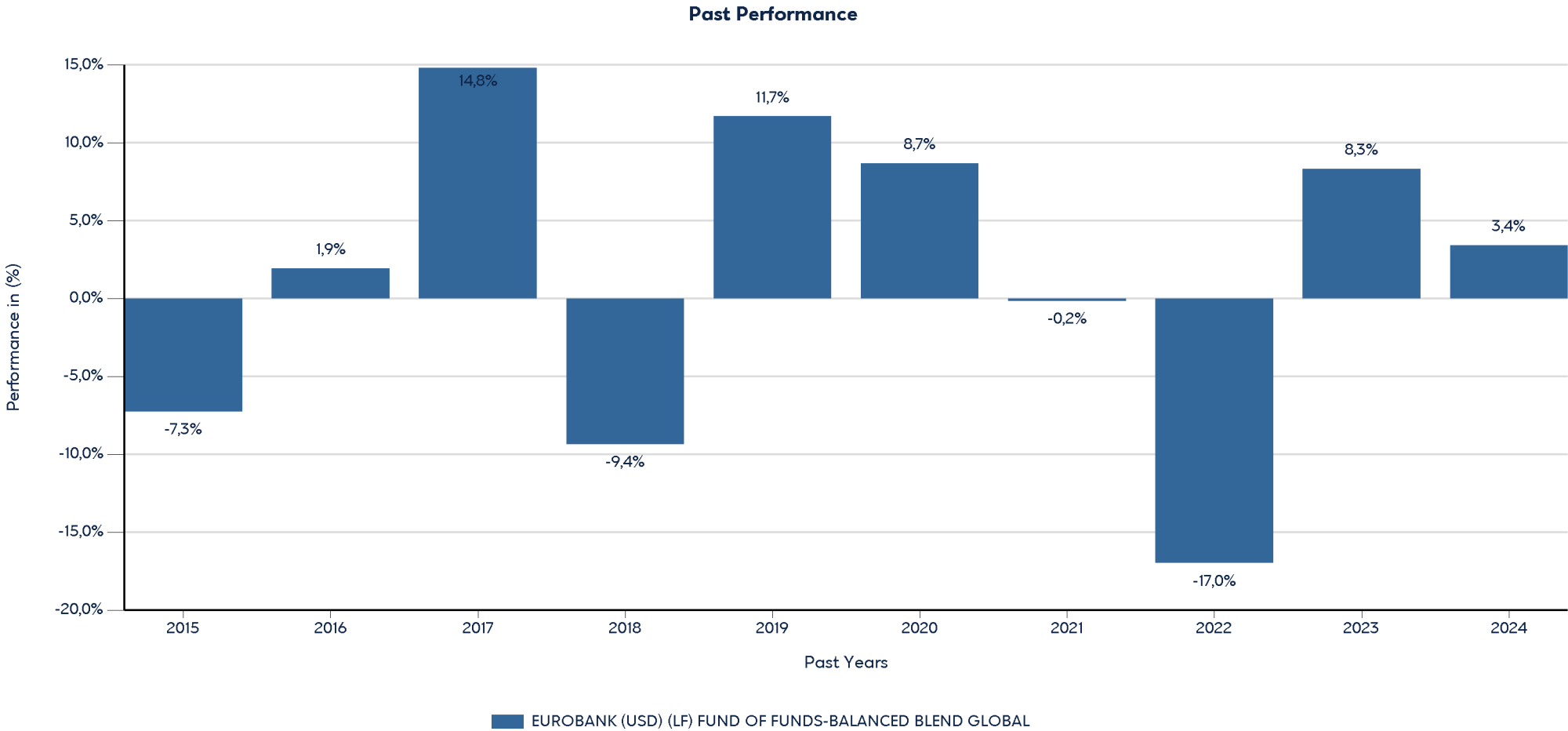
Past performance is not a reliable indicator of future performance. Markets could develop very differently in the future.
This chart shows the fund's performance as the percentage loss or gain per year over the last 10 years. It can help you to assess how the fund has been managed in the past.



- Performance is shown after deduction of ongoing charges. Any entry and exit charges are excluded from the calculation.
- The chart shows the Investment Product's annual performance in EUR for each calendar year over the period 2015-2024. This Investment Product was launched in 14/10/2014.
- Further information about this fund are available on the web site www.eurobankam.gr.

Product
EUROBANK (USD) (LF) FUND OF FUNDS-BALANCED BLEND GLOBAL
ISIN: LU0647577336

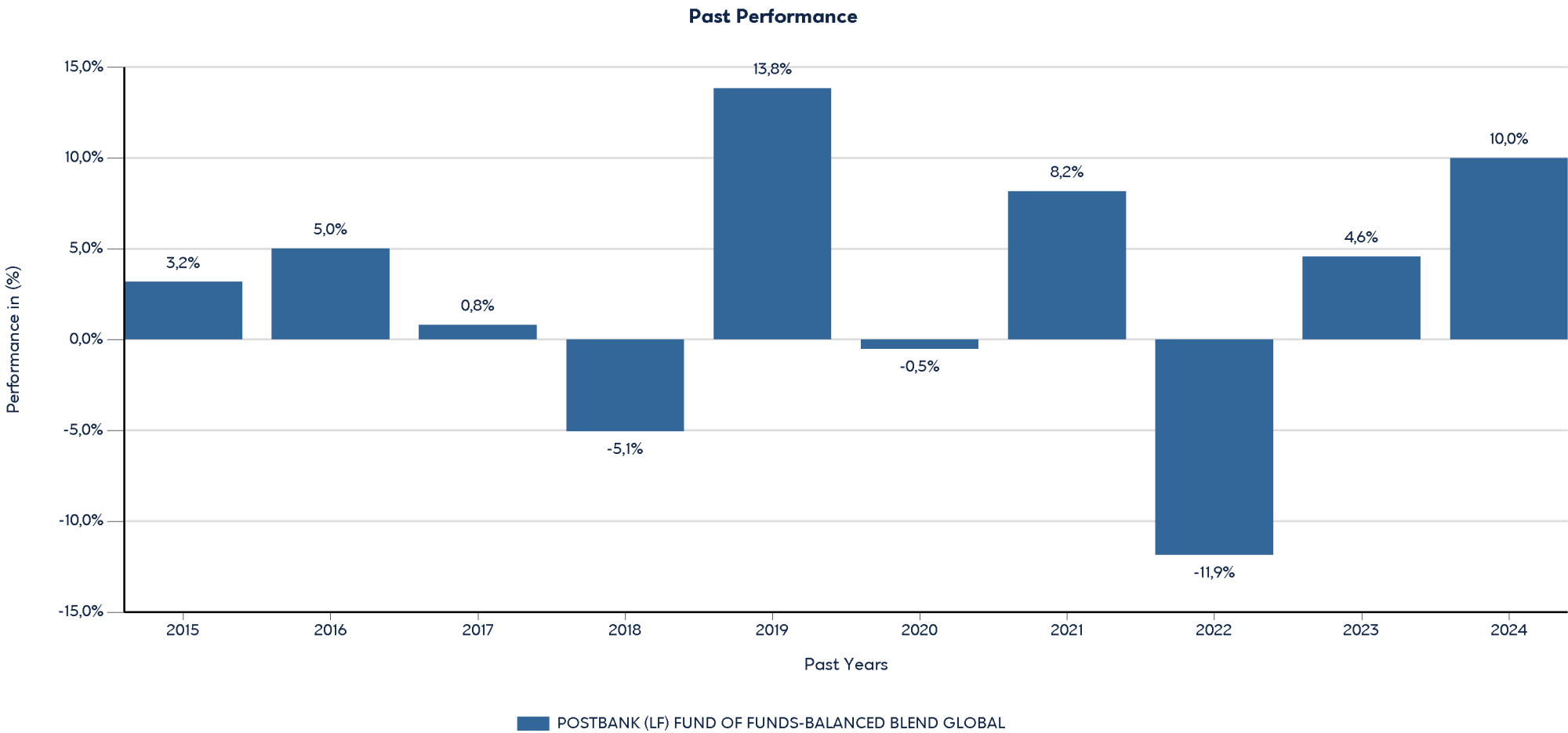
Past performance is not a reliable indicator of future performance. Markets could develop very differently in the future.
This chart shows the fund's performance as the percentage loss or gain per year over the last 10 years. It can help you to assess how the fund has been managed in the past.



- Performance is shown after deduction of ongoing charges. Any entry and exit charges are excluded from the calculation.
- The chart shows the Investment Product's annual performance in USD for each calendar year over the period 2015-2024. This Investment Product was launched in 20/9/2011.
- Further information about this fund are available on the web site www.eurobankam.gr.

Product
POSTBANK (LF) FUND OF FUNDS-BALANCED BLEND GLOBAL
ISIN: LU0347745878

Past performance is not a reliable indicator of future performance. Markets could develop very differently in the future.
This chart shows the fund's performance as the percentage loss or gain per year over the last 10 years. It can help you to assess how the fund has been managed in the past.

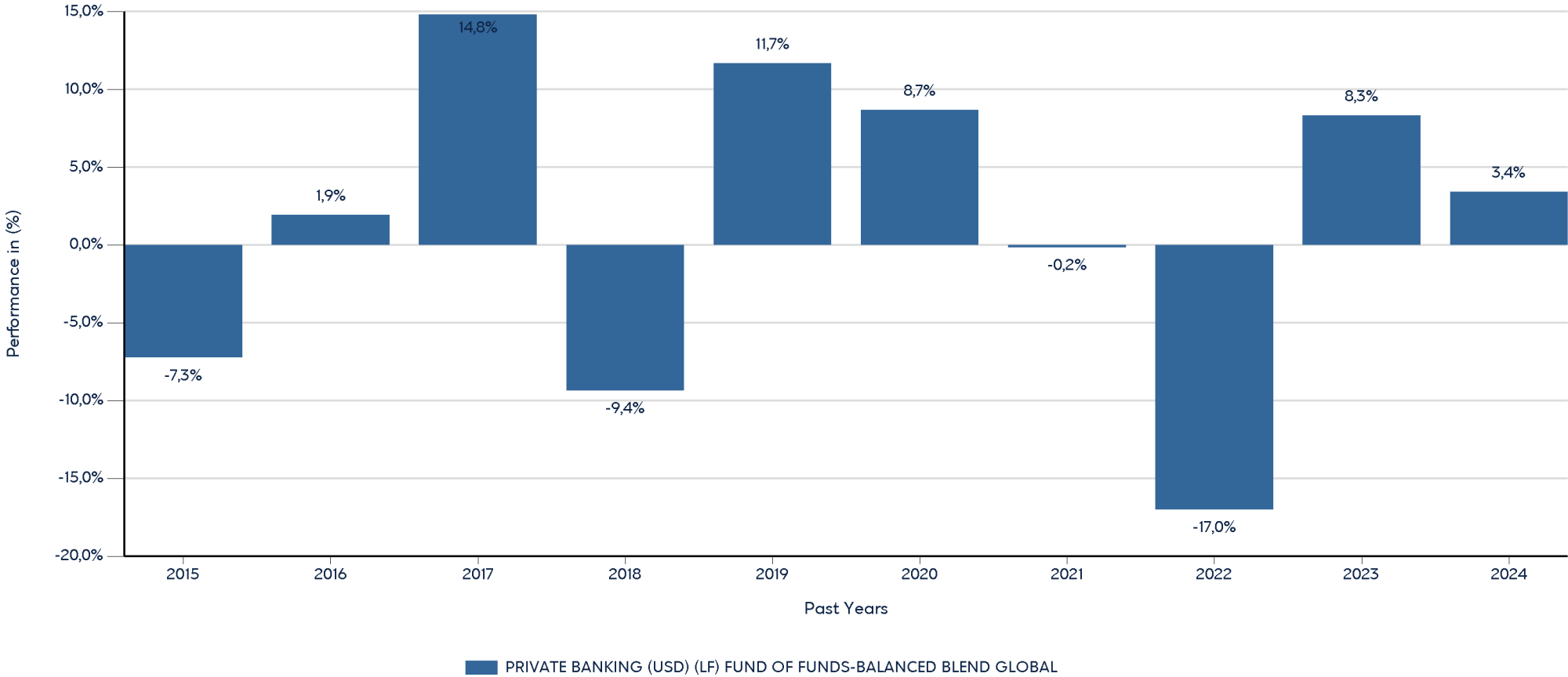


- Performance is shown after deduction of ongoing charges. Any entry and exit charges are excluded from the calculation.
- The chart shows the Investment Product's annual performance in EUR for each calendar year over the period 2015-2024. This Investment Product was launched in 13/5/2008.
- Further information about this fund are available on the web site www.eurobankam.gr.

Product
PRIVATE BANKING (USD) (LF) FUND OF FUNDS-BALANCED BLEND GLOBAL
ISIN: LU1102787725

Past performance is not a reliable indicator of future performance. Markets could develop very differently in the future.
This chart shows the fund's performance as the percentage loss or gain per year over the last 10 years. It can help you to assess how the fund has been managed in the past.

Past Performance



- Performance is shown after deduction of ongoing charges. Any entry and exit charges are excluded from the calculation.
- The chart shows the Investment Product's annual performance in USD for each calendar year over the period 2015-2024. This Investment Product was launched in 14/10/2014.
- Further information about this fund are available on the web site www.eurobankam.gr.