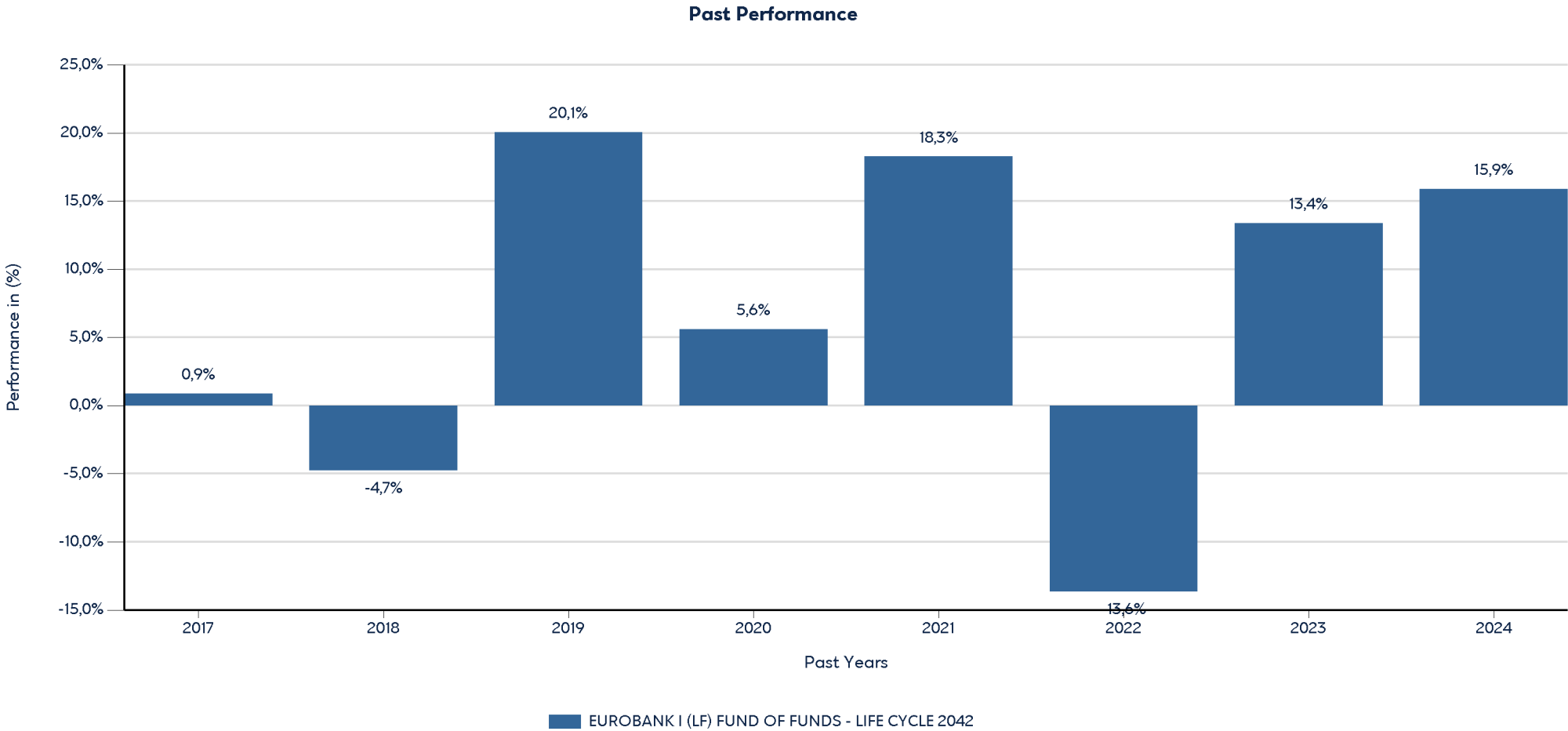


Product  
EUROBANK I (LF) FUND OF FUNDS - LIFE CYCLE 2042  
ISIN: LU1668836957

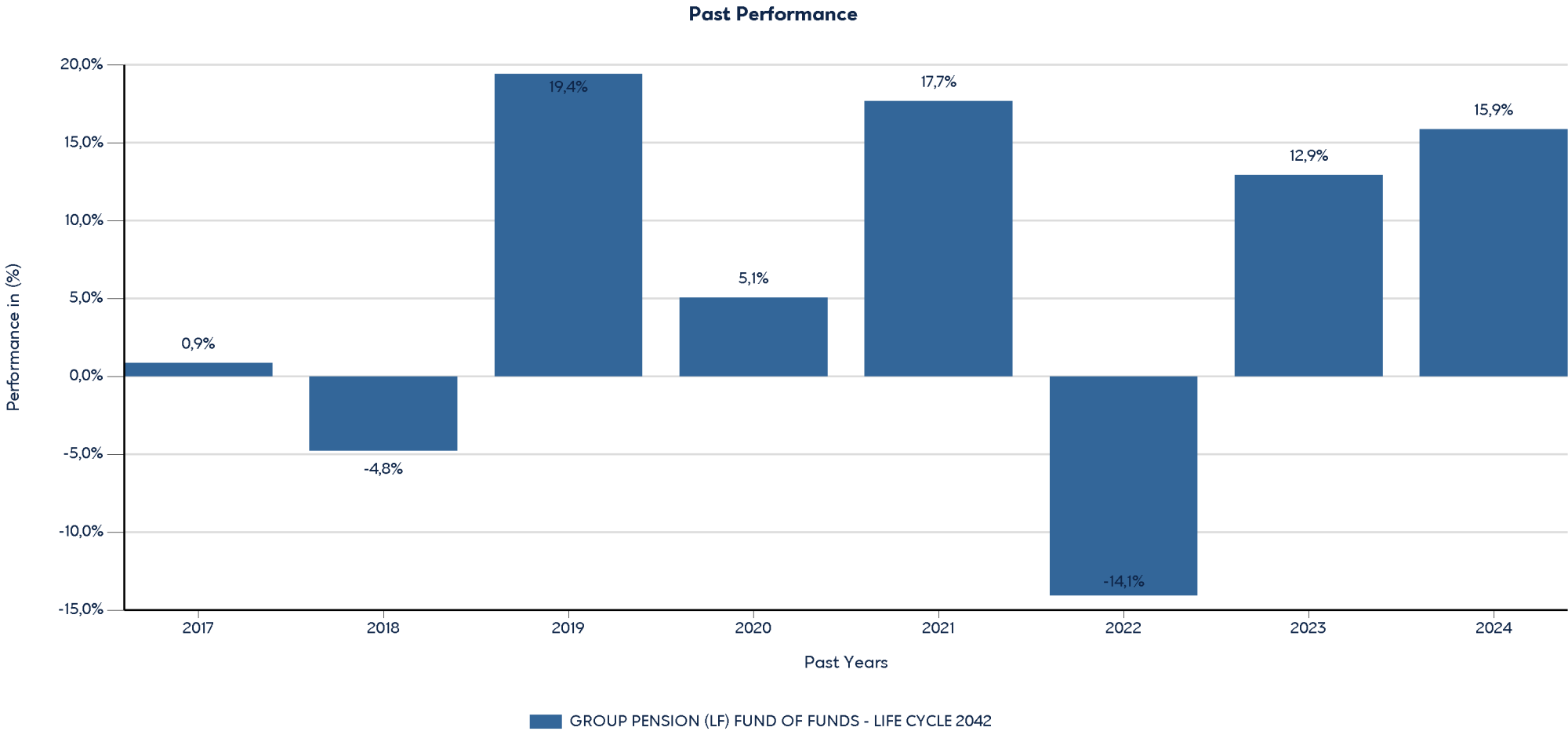
Past performance is not a reliable indicator of future performance. Markets could develop very differently in the future.  
This chart shows the fund's performance as the percentage loss or gain per year over the last 8 years. It can help you to assess how the fund has been managed in the past.



- Performance is shown after deduction of ongoing charges. Any entry and exit charges are excluded from the calculation.
- The chart shows the Investment Product's annual performance in EUR for each calendar year over the period 2017-2024. This Investment Product was launched in 13/11/2017.
- Further information about this fund are available on the web site [www.eurobankam.gr](http://www.eurobankam.gr).

**Product**  
**GROUP PENSION (LF) FUND OF FUNDS - LIFE CYCLE 2042**  
**ISIN:** LU1668837096

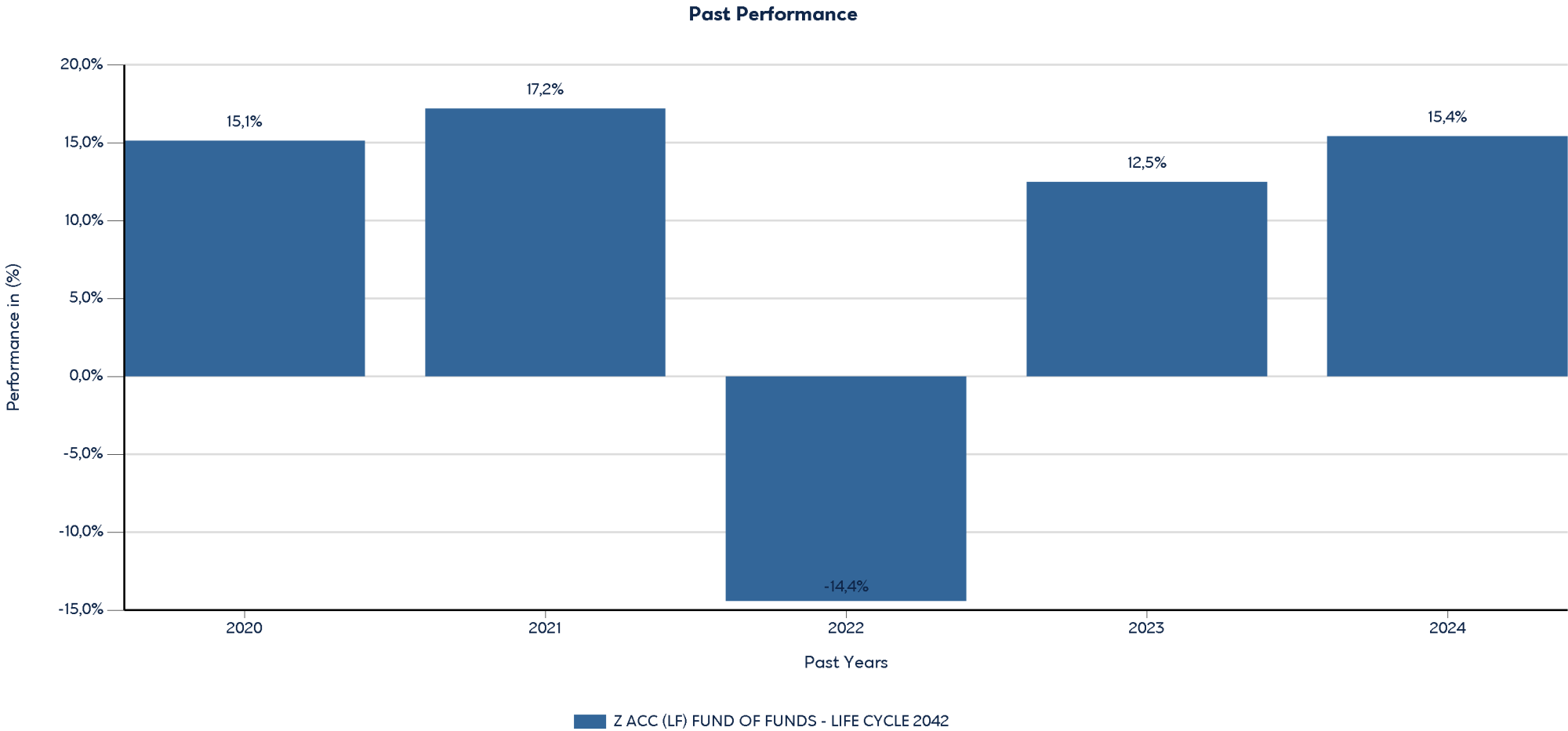
**Past performance is not a reliable indicator of future performance. Markets could develop very differently in the future.**  
**This chart shows the fund's performance as the percentage loss or gain per year over the last 8 years. It can help you to assess how the fund has been managed in the past.**



- Performance is shown after deduction of ongoing charges. Any entry and exit charges are excluded from the calculation.
- The chart shows the Investment Product's annual performance in EUR for each calendar year over the period 2017-2024. This Investment Product was launched in 29/9/2017.
- Further information about this fund are available on the web site [www.eurobankam.gr](http://www.eurobankam.gr).

Product  
Z ACC (LF) FUND OF FUNDS - LIFE CYCLE 2042  
ISIN: LU1827030443

Past performance is not a reliable indicator of future performance. Markets could develop very differently in the future.  
This chart shows the fund's performance as the percentage loss or gain per year over the last 5 years. It can help you to assess how the fund has been managed in the past.



- Performance is shown after deduction of ongoing charges. Any entry and exit charges are excluded from the calculation.
- The chart shows the Investment Product's annual performance in EUR for each calendar year over the period 2020-2024. This Investment Product was launched in 15/5/2020.
- Further information about this fund are available on the web site [www.eurobankam.gr](http://www.eurobankam.gr).